


***FINANCIAL REPORTS
FOR THE MONTH OF
OCTOBER, 2018***

***BRADFORD
EXEMPTED VILLAGE
SCHOOL DISTRICT***



Date: 11/02/2018
Time: 1:25 pm

BRADFORD EXEMPTED VILLAGE SD
Financial Report by Fund
CASH CONTROL

Page: 1
(FINSUM)

Begin Balance	MTD Receipts	FYTD Receipts	MTD Expenditures	FYTD Expenditures	Current Fund Balance	Current Encumbrances	Unencumbered Fund Balance
TOTAL FOR Fund 001 - GENERAL:							
5,940,415.63	719,192.71	2,838,186.41	528,035.63	2,349,602.64	6,428,999.40	1,070,271.49	5,358,727.91
TOTAL FOR Fund 002 - BOND RETIREMENT:							
170,889.65	92.51	44,835.32	0.00	750.30	214,974.67	119,887.50	95,087.17
TOTAL FOR Fund 003 - PERMANENT IMPROVEMENT:							
441,263.90	0.00	0.00	0.00	0.00	441,263.90	0.00	441,263.90
TOTAL FOR Fund 006 - FOOD SERVICE:							
91,719.10	27,874.67	48,891.57	19,390.79	74,028.52	66,582.15	14,631.12	51,951.03
TOTAL FOR Fund 007 - SPECIAL TRUST:							
34,506.36	2,000.00	2,000.00	0.00	750.00	35,756.36	7,500.00	28,256.36
TOTAL FOR Fund 008 - ENDOWMENT:							
54,575.24	105.62	394.92	0.00	0.00	54,970.16	1,000.00	53,970.16
TOTAL FOR Fund 018 - PUBLIC SCHOOL SUPPORT:							
33,585.67	1,326.80	2,912.80	1,451.93	4,279.45	32,219.02	4,015.15	28,203.87
TOTAL FOR Fund 019 - OTHER GRANT:							
22,207.17	400.00	1,502.85	0.00	3,945.00	19,765.02	92.90	19,672.12
TOTAL FOR Fund 022 - DISTRICT AGENCY:							
1,439.50	0.00	0.00	0.00	0.00	1,439.50	0.00	1,439.50
TOTAL FOR Fund 034 - CLASSROOM FACILITIES MAINT.:							
440,920.64	17.48	8,558.68	0.00	143.17	449,336.15	0.00	449,336.15
TOTAL FOR Fund 200 - STUDENT MANAGED ACTIVITY:							
28,981.13	8,416.00	13,381.50	6,188.13	7,720.97	34,641.66	6,151.30	28,490.36
TOTAL FOR Fund 300 - DISTRICT MANAGED ACTIVITY:							
23,892.11	6,921.81	67,550.75	10,338.28	29,028.74	62,414.12	30,663.00	31,751.12
TOTAL FOR Fund 451 - DATA COMMUNICATION FUND:							
0.00	1,800.00	1,800.00	0.00	0.00	1,800.00	0.00	1,800.00
TOTAL FOR Fund 499 - MISCELLANEOUS STATE GRANT FUN:							
0.00	2,570.75	2,718.25	0.00	147.50	2,570.75	0.00	2,570.75
TOTAL FOR Fund 572 - TITLE I DISADVANTAGED CHILDRE:							
148.94	15,000.00	45,336.90	13,444.66	31,867.84	18,618.50	0.00	13,618.50
TOTAL FOR Fund 599 - MISCELLANEOUS FED. GRANT FUND:							
15,524.23	83,730.81	110,968.23	75,347.18	96,531.26	29,961.20	8,440.80	21,520.40

GRAND TOTALS:

7,300,069.27	869,149.16	3,189,038.18	654,196.60	2,598,794.89	7,890,312.56	1,262,653.26	6,627,659.30
--------------	------------	--------------	------------	--------------	--------------	--------------	--------------

Date: 11/02/2018
Time: 1:25 pm

BRADFORD EXEMPTED VILLAGE SD
Financial Report by Fund
CASH CONTROL

Page: 2
(FINSUM)

Date: 11/02/2018
Time: 2:29 pm

BRADFORD EXEMPTED VILLAGE SD
Financial Detail Report for 10/01/2018 - 10/31/2018 by FUND-SCC
Called from FINSUM to check balances

Page: 1
(FINDET)

	Begin Balance	Receipts	Expenditures	End Balance
TOTAL FOR FUND-SCC 001 0000 (GENERAL FUND):	6,259,806.20	718,868.65	495,890.54	6,482,784.31
TOTAL FOR FUND-SCC 001 9000 (GENERAL):	5,151.82	0.00	0.00	5,151.82
TOTAL FOR FUND-SCC 001 9002 (SED BUS PURCHASE SET-ASIDES DARKE CO):	31,156.92	0.00	0.00	31,156.92
TOTAL FOR FUND-SCC 001 9003 (MH BUS PURCHASE SET-ASIDES - DARKE CO)	66,502.99	0.00	0.00	66,502.99
TOTAL FOR FUND-SCC 001 9045 (GENERAL):	35,528.13	0.00	0.00	35,528.13
TOTAL FOR FUND-SCC 001 9118 (GENERAL FUND EXPENDITURE FOR LITERACY	5,723.94-	0.00	0.00	5,723.94-
TOTAL FOR FUND-SCC 001 9119 (STRIVING READERS GRANT):	3,873.90-	0.00	6,772.84	10,646.74-
TOTAL FOR FUND-SCC 001 9121 (TEXTBOOK AND INSTRUCTIONAL MATERIALS S	107,844.42	0.00	25,061.70	82,782.72
TOTAL FOR FUND-SCC 001 9122 (CAPITAL MAINTENANCE SET-ASIDES):	430,654.40-	0.00	208.02	430,862.42-
TOTAL FOR FUND-SCC 001 9125 (Cafeteria Plan Refunds):	651.98	0.00	0.00	651.98
TOTAL FOR FUND-SCC 001 9194 (GENERAL FUND - STATE BUS PURCHASE ALLO	4,229.48	0.00	0.00	4,229.48
TOTAL FOR FUND-SCC 001 9195 (GENERAL FUND - PARITY):	116,690.81	0.00	0.00	116,690.81
TOTAL FOR FUND-SCC 001 9215 (BOOSTER CLUB MONEY FOR FOOD ACTIVITIES	324.06-	324.06	102.53	102.53-
TOTAL FOR FUND-SCC 001 9222 (GENERAL):	244.08	0.00	0.00	244.08
TOTAL FOR FUND-SCC 001 9318 (PETTY CASH ACCOUNTS):	100.00-	0.00	0.00	100.00-
TOTAL FOR FUND-SCC 001 9320 (GENERAL):	30.00	0.00	0.00	30.00
TOTAL FOR FUND-SCC 001 9412 (GENERAL STATE SETASIDE):	113,345.65	0.00	0.00	113,345.65
TOTAL FOR FUND-SCC 001 9718 (GENERAL):	62,663.86-	0.00	0.00	62,663.86-
TOTAL FOR FUND-SCC 002 0000 (BOND RETIREMENT 4.12 MILLS BOND REG/BL	185,278.62	81.25	0.00	185,359.87
TOTAL FOR FUND-SCC 002 9020 (BOND RETIREMENT .58 MILLS BOND SITE 20	29,603.54	11.26	0.00	29,614.80
TOTAL FOR FUND-SCC 003 0000 (PERMANENT IMPROVEMENT FUND):	441,263.90	0.00	0.00	441,263.90
TOTAL FOR FUND-SCC 006 0000 (LUNCHROOM/FOOD SERVICE):	58,478.27	27,574.67	19,390.79	66,662.15
TOTAL FOR FUND-SCC 006 9318 (PETTY CASH ACCOUNTS):	80.00-	0.00	0.00	80.00-
TOTAL FOR FUND-SCC 007 9000 (UNCLAIMED FUNDS):	489.73	0.00	0.00	489.73
TOTAL FOR FUND-SCC 007 9900 (BRADFORD FIRE & RESCUE SCHOLARSHIP):	500.00-	0.00	0.00	500.00-
TOTAL FOR FUND-SCC 007 9901 (CREIGLOW SCHOLARSHIP FUND):	750.00	0.00	0.00	750.00

Date: 11/02/2018
 Time: 2:29 pm

BRADFORD EXEMPTED VILLAGE SD
 Financial Detail Report for 10/01/2018 - 10/31/2018 by FUND-SCC
 Called from FINSUM to check balances

Page: 2
 (FINDET)

	Begin Balance	Receipts	Expenditures	End Balance
TOTAL FOR FUND-SCC 007 9902 (BLESSED DIRECTION INC. SCHOLARSHIP):	5,000.00	0.00	0.00	5,000.00
TOTAL FOR FUND-SCC 007 9903 (MAX WEAVER SCHOLARSHIP FUND):	500.00	0.00	0.00	500.00
TOTAL FOR FUND-SCC 007 9905 (MISC SCHOLARSHIP DONATIONS):	3,250.00-	0.00	0.00	3,250.00-
TOTAL FOR FUND-SCC 007 9906 (COVINGTON EAGLES SCHOLARSHIP FUND):	3,774.62	0.00	0.00	3,774.62
TOTAL FOR FUND-SCC 007 9907 (PEPSI AND COCA-COLA SCHOLARSHIP FUNDS)	2,500.00	0.00	0.00	2,500.00
TOTAL FOR FUND-SCC 007 9908 (RICHARD "DICK" HARMON SCHOLARSHIP FUND	25,500.00	0.00	0.00	25,500.00
TOTAL FOR FUND-SCC 007 9909 (VERNON LINDEMAN LINEMAN SCHOLARSHIP):	1,000.00	0.00	0.00	1,000.00
TOTAL FOR FUND-SCC 007 9912 (HAROLD MARKER SCHOLARSHIP FUND):	2,000.00	2,000.00	0.00	4,000.00
TOTAL FOR FUND-SCC 007 9996 (PRODUCTION PAINT FINISHERS GRANT/SPECI	4,007.99-	0.00	0.00	4,007.99-
TOTAL FOR FUND-SCC 008 0000 (MADE KINDERGARTEN):	10,351.40	19.93	0.00	10,371.33
TOTAL FOR FUND-SCC 008 9202 (BEARD ENDOWMENT):	44,513.14	85.69	0.00	44,598.83
TOTAL FOR FUND-SCC 018 9110 (PRINCIPAL FUND - ELEMENTARY):	14,030.49	1,189.05	926.93	14,292.61
TOTAL FOR FUND-SCC 018 9113 (ELEMENTARY PRINCIPAL - BOX TOPS):	12,914.35	0.00	0.00	12,914.35
TOTAL FOR FUND-SCC 018 9130 (HIGH SCHOOL PRINCIPAL FUND):	2,961.31	137.75	525.00	2,574.06
TOTAL FOR FUND-SCC 018 9131 (HIGH SCHOOL PRINCIPAL (AFTER PROM) FUN	250.00	0.00	0.00	250.00
TOTAL FOR FUND-SCC 018 9222 (HIGH SCHOOL PRINCIPAL FUND LIBRARY):	2,188.00	0.00	0.00	2,188.00
TOTAL FOR FUND-SCC 019 0000 (OTHER GRANT):	2.85	0.00	0.00	2.85
TOTAL FOR FUND-SCC 019 9001 (SHOPA KIDS IN NEED FOUNDATION GRANT):	0.35	0.00	0.00	0.35
TOTAL FOR FUND-SCC 019 9003 (MIAMI COUNTY FOUNDATION-FEELING GOOD M	1.84	0.00	0.00	1.84
TOTAL FOR FUND-SCC 019 9004 (RADIO & TEL NEWS DIRECTORS FOUND MEDIA	174.02	0.00	0.00	174.02
TOTAL FOR FUND-SCC 019 9005 (ECO GARDEN GRANT MIAMI COUNTY PARK DIS	500.00	0.00	0.00	500.00
TOTAL FOR FUND-SCC 019 9007 (REED - VALEDICTORIAN/MEMORIAL):	309.58	0.00	0.00	309.58
TOTAL FOR FUND-SCC 019 9008 (MIAMI COUNTY FOUNDATION ECO GARDEN GRA	3.75	0.00	0.00	3.75
TOTAL FOR FUND-SCC 019 9009 (ELEMENTARY ART - TROY FOUNDATION):	12.91	0.00	0.00	12.91
TOTAL FOR FUND-SCC 019 9011 (MIAMI COUNTY FOUNDATION ALL ABOARD PRO	102.22	0.00	0.00	102.22
TOTAL FOR FUND-SCC 019 9012 (MAC GRANT):	1,093.18	0.00	0.00	1,093.18

Date: 11/02/2018
 Time: 2:29 pm

BRADFORD EXEMPTED VILLAGE SD
 Financial Detail Report for 10/01/2018 - 10/31/2018 by FUND-SCC
 Called from FINSUM to check balances

Page: 3
 (FINDET)

	Begin Balance	Receipts	Expenditures	End Balance
TOTAL FOR FUND-SCC 019 9015 (MIAMI COUNTY FOUNDATION ELEMENTARY GRA	20.25	0.00	0.00	20.25
TOTAL FOR FUND-SCC 019 9017 (EAGLES-COVINGTON DONATION):	5,927.64	0.00	0.00	5,927.64
TOTAL FOR FUND-SCC 019 9018 (MIAMI COUNTY FOUNDATION-ART DISCOVERY	512.62	0.00	0.00	512.62
TOTAL FOR FUND-SCC 019 9022 (MISCELLANEOUS FIELD TRIP GRANTS):	758.76	0.00	0.00	758.76
TOTAL FOR FUND-SCC 019 9023 (VIVIAN RUSSELL KINDERGARTEN FUND):	57.87	0.00	0.00	57.87
TOTAL FOR FUND-SCC 019 9024 (ANNA BIER ART GRANT):	593.99	400.00	0.00	993.99
TOTAL FOR FUND-SCC 019 9026 (BELIEVE IN OHIO GRANT):	67.65	0.00	0.00	67.65
TOTAL FOR FUND-SCC 019 9131 (MIAMI COUNTY FOUNDATION SEMI-ANNUAL GR	1,560.54	0.00	0.00	1,560.54
TOTAL FOR FUND-SCC 019 9181 (MIAMI COUNTY PARKS - GIZMOS GRANT):	5.00	0.00	0.00	5.00
TOTAL FOR FUND-SCC 019 9222 (OTHER GRANT LIBRARY):	10.00	0.00	0.00	10.00
TOTAL FOR FUND-SCC 019 9230 (OTHER GRANT):	150.00	0.00	0.00	150.00
TOTAL FOR FUND-SCC 019 9410 (GRANT FROM DARKE COUNTY FOUNDATION):	1,100.00	0.00	0.00	1,100.00
TOTAL FOR FUND-SCC 019 9517 (OTHER GRANT):	6,400.00	0.00	0.00	6,400.00
TOTAL FOR FUND-SCC 022 0000 (OHSAA TOURNAMENT ACCOUNTS):	399.54	0.00	0.00	399.54
TOTAL FOR FUND-SCC 022 9718 (DISTRICT AGENCY):	1,039.96	0.00	0.00	1,039.96
TOTAL FOR FUND-SCC 034 0000 (CLASSROOM FACILITY MAINTENANCE):	448,680.13	17.48	0.00	448,697.61
TOTAL FOR FUND-SCC 034 9045 (MAINTENANCE FUND DELINQUENCIES):	638.54	0.00	0.00	638.54
TOTAL FOR FUND-SCC 200 9000 (MULTIPLE DISABILITIES CLASS):	2,499.44	94.00	0.00	2,593.44
TOTAL FOR FUND-SCC 200 9018 (CLASS OF 2018):	308.56	0.00	308.56	0.00
TOTAL FOR FUND-SCC 200 9019 (CLASS OF 2019):	2,261.34	1,120.00	1,521.71	1,859.63
TOTAL FOR FUND-SCC 200 9020 (CLASS OF 2020):	1,258.15	0.00	260.00	998.15
TOTAL FOR FUND-SCC 200 9021 (Class of 2021):	1,402.05	0.00	0.00	1,402.05
TOTAL FOR FUND-SCC 200 9119 (POWER OF THE PEN):	280.00	0.00	0.00	280.00
TOTAL FOR FUND-SCC 200 9128 (SPANISH CLUB):	288.73	150.00	0.00	438.73
TOTAL FOR FUND-SCC 200 9130 (MUSE MACHINE):	2,001.22	0.00	0.00	2,001.22
TOTAL FOR FUND-SCC 200 9131 (DRAMA CLUB):	6,099.49	0.00	0.00	6,099.49

Date: 11/02/2018
 Time: 2:29 pm

BRADFORD EXEMPTED VILLAGE SD
 Financial Detail Report for 10/01/2018 - 10/31/2018 by FUND-SCC
 Called from FINSUM to check balances

	Begin Balance	Receipts	Expenditures	End Balance
TOTAL FOR FUND-SCC 200 9133 (GLEE CLUB):	368.65	0.00	0.00	368.65
TOTAL FOR FUND-SCC 200 9330 (FUTURE FARMERS OF AMERICA):	4,949.67	2,927.00	1,412.77	6,463.90
TOTAL FOR FUND-SCC 200 9400 (HIGH SCHOOL MUSIC DEPARTMENT):	571.12	0.00	0.00	571.12
TOTAL FOR FUND-SCC 200 9610 (ELEMENTARY STUDENT COUNCIL):	648.32	0.00	0.00	648.32
TOTAL FOR FUND-SCC 200 9630 (HIGH SCHOOL STUDENT COUNCIL):	1,179.06	3,115.00	2,029.50	2,264.56
TOTAL FOR FUND-SCC 200 9680 (YEARBOOK):	8,619.26	1,010.00	655.59	8,973.67
TOTAL FOR FUND-SCC 200 9710 (NATIONAL HONOR SOCIETY):	321.27-	0.00	0.00	321.27-
TOTAL FOR FUND-SCC 300 9001 (HIGH SCHOOL ART):	721.58	0.00	0.00	721.58
TOTAL FOR FUND-SCC 300 9002 (WASHINGTON DC TRIP - 8TH GRADE):	15,487.03	1,929.80	8,816.00	8,600.83
TOTAL FOR FUND-SCC 300 9004 (MEDIA-TECH CLASS):	6.57	0.00	0.00	6.57
TOTAL FOR FUND-SCC 300 9500 (ATHLETIC DIRECTOR):	48,866.41	4,982.01	1,522.28	52,336.14
TOTAL FOR FUND-SCC 300 9501 (ATHLETIC DIRECTOR FSN):	750.00	0.00	0.00	750.00
TOTAL FOR FUND-SCC 451 9819 (FY19 DATA COMMUNICATIONS):	0.00	1,800.00	0.00	1,800.00
TOTAL FOR FUND-SCC 499 9819 (Ohio School Safety grants):	0.00	2,570.75	0.00	2,570.75
TOTAL FOR FUND-SCC 572 0000 (TITLE I):	485.84	0.00	0.00	485.84
TOTAL FOR FUND-SCC 572 9819 (TITLE ONE 2018-2019 SCHOOL YEAR):	11,577.32	15,000.00	13,444.66	13,132.66
TOTAL FOR FUND-SCC 599 0000 (OTHER MISC FEDERAL GRANTS):	51.31	0.00	0.00	51.31
TOTAL FOR FUND-SCC 599 9118 (MISC. FED. GRANT):	39.33-	57,339.81	57,378.08	71.60-
TOTAL FOR FUND-SCC 599 9119 (MISC. FED. GRANT):	294.41-	0.00	0.00	294.41-
TOTAL FOR FUND-SCC 599 9199 (GRANT SMALL RURAL SCHOOL GRANTS):	0.00	23,897.00	17,969.10	5,927.90
TOTAL FOR FUND-SCC 599 9918 (REAP FY2018):	21,854.00	2,494.00	0.00	24,348.00

Date: 11/02/2018
Time: 2:29 pm

BRADFORD EXEMPTED VILLAGE SD
Financial Detail Report for 10/01/2018 - 10/31/2018 by FUND-SCC
Called from FINSUM to check balances

Page: 5
(FINDET)

Begin Balance	Receipts	Expenditures	End Balance
7,675,860.00	869,149.16	654,196.60	7,890,812.56

GRAND TOTALS:

DESCRIPTION	TI	FND	SPCC	FUNC	OBJ	SUBJCT	OPU	IL	JOB	-----FTD	-----MTD	-----YTD
ADVANCES OUT	02	001	0000	7410	921	000000	000	00	000	108,897.00	38,897.00	194,333.50
Fiscal & Month to date detail disagree! =====>	02	001	0000	7410	921	000000	000	00	000	70,000.00	.00	155,436.50
RENTAL OF SCHOOL PROPERTY	03	001	0000	1810	000	000000	000	00	000	.00	.00	1,240.00
Fiscal & Month to date detail disagree! =====>	03	001	0000	1810	000	000000	000	00	000	49.20	49.20	1,289.20
ADVANCE IN	03	572	9819	5210	000	000000	000	00	000	45,000.00	15,000.00	45,000.00
Fiscal & Month to date detail disagree! =====>	03	572	9819	5210	000	000000	000	00	000	30,000.00	.00	30,000.00
Advance of funds for Small Rural Schools Grt	03	599	9199	5210	000	000000	000	00	000	23,897.00	23,897.00	23,897.00
Fiscal & Month to date detail disagree! =====>	03	599	9199	5210	000	000000	000	00	000	.00	.00	.00

DEPOSITORY	MONTH OF OCTOBER	VARIANCE
	<u>OCTOBER</u>	
	<u>SEPTEMBER</u>	
FIRST FINANCIAL BANK	0	\$ -
COVINGTON SAVINGS & LOAN	\$ 48,855.65	\$ 125,321.15
COVINGTON SAVINGS & LOAN	\$ 1,750.05	\$ (1,250.05)
GREENVILLE NATIONAL BANK	\$ 1,000.00	\$ -
SECOND NATIONAL BANK	\$ 737,880.14	\$ 253,380.87
STAR OHIO	\$ 2,905,308.43	\$ 82,797.70
STAR OHIO PLUS	\$ 2,480,565.73	\$ 4,702.89
		\$ -
	\$ 6,175,360.00	\$ 464,952.56
		\$ -
		\$ -
CDARS	\$ 1,500,000.00	\$ (250,000.00)
PETTY CASH	\$ 100.00 MEMO	\$ -
LIBRARY CHANGE FUND	\$ -	\$ -
CAFETERIA CHANGE FUND	\$ 80.00 MEMO	\$ -
ATHLETIC CHANGE FUND	\$ 1,500.00 MEMO	\$ -
	\$ 7,675,360.00	\$ 214,952.56
		\$ -
	\$ 7,890,312.56	\$ -

DATE: 11/02/2018
TIME: 13:49

BRADFORD EXEMPTED VILLAGE SD
CASH RECONCILIATION AS OF 10/31/2018

PAGE: 1
(USAEMSED)

	SUB-TOTALS	TOTALS
	-----	-----
Gross Depository Balances:		
SECOND NATIONAL BANK	\$ 991,261.01	
COVINGTON SAVINGS & LOAN	228,559.51	
COVINGTON SAVINGS & LOAN-ATHLETI	815.06	
STAR OHIO	2,988,106.13	
STAR OHIO PLUS	2,485,268.62	
FIRST FINANCIAL BANK	125.48	
GREENVILLE NATIONAL BANK	30,082.77	

Total Depository Balances (Gross)		\$ 6,724,218.58
Adjustments to Bank Balance:		
Cash in Transit to Bank	\$ 60.06	
Outstanding Checks	83,966.08-	
Adjustments	0.00	


Total Adjustments to Bank Balance		83,906.02-
Investments:		
Treasury Bonds and Notes	\$ 0.00	
Certificate of Deposits	1,250,000.00	
Other Securities	0.00	
Other Investments:		

Total Investments		1,250,000.00
Cash on Hand:		
Petty Cash:		
Change Cash:		
Cash with Fiscal Agent	0.00	

Total Cash on Hand		0.00

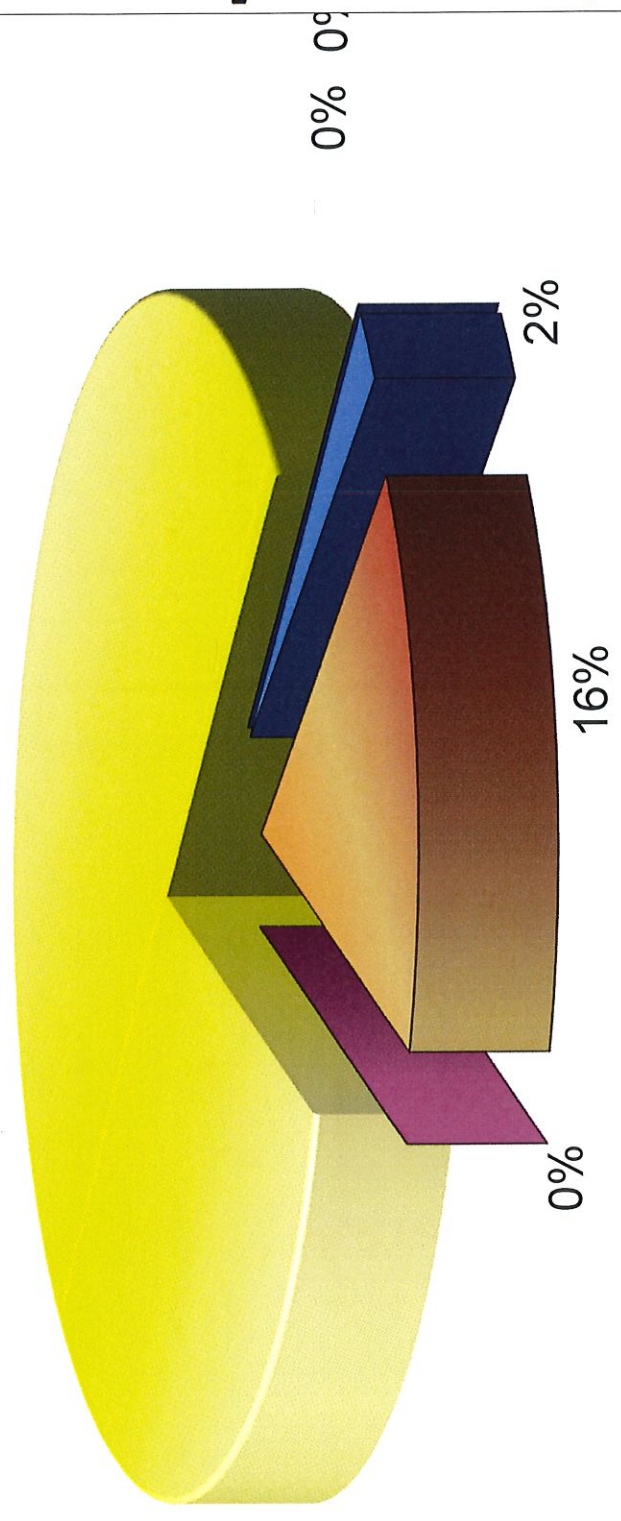
Total Balances		\$ 7,890,312.56
		=====
Total Fund Balance		\$ 7,890,312.56
		=====
Depository Clearance Accounts:		

Total Clearance Account Balances		\$ 0.00



Treasurer

INVESTMENT OCTOBER 2018 82%



■ CD'S

■ US AGENCIES

■ MONEY MARKETS

■ MUTUAL FUND

DATE: 11/02/18
TIME: 14:44

BRADFORD EXEMPTED VILLAGE SD
MONTHLY STATEMENT BOARD/ACTIVITY ACCOUNTS -

FUND/SCC	DESCRIPTION	LAST MONTH'S BALANCE	CURRENT RECEIPTS	CURRENT EXPENDITURES	CURRENT CASH BALANCE
001 0000	GENERAL FUND	6,259,806.20	718,868.65	495,890.54	6,482,784.31
001 9000	GENERAL	5,151.82	0.00	0.00	5,151.82
001 9002	SED BUS PURCHASE SET-ASIDES DARKE CO	31,156.92	0.00	0.00	31,156.92
001 9003	MH BUS PURCHASE SET-ASIDES - DARKE CO	66,502.99	0.00	0.00	66,502.99
001 9045	GENERAL	35,528.13	0.00	0.00	35,528.13
001 9118	GENERAL FUND EXPENDITURE FOR LITERACY GRANT	5,723.94	0.00	0.00	5,723.94
001 9119	STRIVING READERS GRANT	3,873.90	0.00	6,772.84	10,646.74
001 9121	TEXTBOOK AND INSTRUCTIONAL MATERIALS SET-ASID	107,844.42	0.00	25,061.70	82,782.72
001 9122	CAPITAL MAINTENANCE SET-ASIDES	430,654.40	0.00	208.02	430,862.42
001 9125	Cafeteria Plan Refunds	651.98	0.00	0.00	651.98
001 9194	GENERAL FUND - STATE BUS PURCHASE ALLOWANCE	4,229.48	0.00	0.00	4,229.48
001 9195	GENERAL FUND - PARITY	116,690.81	0.00	0.00	116,690.81
001 9215	BOOSTER CLUB MONEY FOR FOOD ACTIVITIES	324.06	324.06	102.53	102.53
001 9221	TRANSPORATION USING VAN	0.00	0.00	0.00	0.00
001 9222	GENERAL	244.08	0.00	0.00	244.08
001 9318	PETTY CASH ACCOUNTS	100.00	0.00	0.00	100.00
001 9320	GENERAL	30.00	0.00	0.00	30.00
001 9412	GENERAL STATE SETASIDE	113,345.65	0.00	0.00	113,345.65
001 9718	GENERAL	62,663.86	0.00	0.00	62,663.86
002 0000	BOND RETIREMENT 4.12 MILLS BOND REG/BLDG 2020	185,278.62	81.25	0.00	185,359.87
002 9020	BOND RETIREMENT .58 MILLS BOND SITE 2020	29,603.54	11.26	0.00	29,614.80
003 0000	PERMANENT IMPROVEMENT FUND	441,263.90	0.00	0.00	441,263.90
006 0000	LUNCHROOM/FOOD SERVICE	58,478.27	27,574.67	19,390.79	66,662.15
006 9318	PETTY CASH ACCOUNTS	80.00	0.00	0.00	80.00
007 9000	UNCLAIMED FUNDS	489.73	0.00	0.00	489.73
007 9900	BRADFORD FIRE & RESCUE SCHOLARSHIP	500.00	0.00	0.00	500.00
007 9901	CREIGLOW SCHOLARSHIP FUND	750.00	0.00	0.00	750.00
007 9902	BLESSED DIRECTION INC. SCHOLARSHIP	5,000.00	0.00	0.00	5,000.00
007 9903	MAX WEAVER SCHOLARSHIP FUND	500.00	0.00	0.00	500.00
007 9904	CLASS OF 1957 SCHOLARSHIP FUND	0.00	0.00	0.00	0.00
007 9905	MISC SCHOLARSHIP DONATIONS	3,250.00	0.00	0.00	3,250.00
007 9906	COVINGTON EAGLES SCHOLARSHIP FUND	3,774.62	0.00	0.00	3,774.62
007 9907	PEPSI AND COCA-COLA SCHOLARSHIP FUNDS	2,500.00	0.00	0.00	2,500.00
007 9908	RICHARD "DICK" HARMON SCHOLARSHIP FUND	25,500.00	0.00	0.00	25,500.00
007 9909	VERNON LINDEMAN LINEMAN SCHOLARSHIP	1,000.00	0.00	0.00	1,000.00
007 9910	AAA SCHOLARSHIP FUND	0.00	0.00	0.00	0.00
007 9911	RAY FRUITT SCHOLARSHIP FUND	0.00	0.00	0.00	0.00
007 9912	HAROLD MARKER SCHOLARSHIP FUND	2,000.00	2,000.00	0.00	4,000.00
007 9994	BRADFORD EDUCATION ASSN. SCHOLARSHIP FUND	0.00	0.00	0.00	0.00
007 9996	PRODUCTION PAINT FINISHERS GRANT/SPECIAL TRUS	4,007.99	0.00	0.00	4,007.99
008 0000	WADE KINDERGARTEN	10,351.40	19.93	0.00	10,371.33
008 9202	BEARD ENDOWMENT	44,513.14	85.69	0.00	44,598.83
010 0000	CLASSROOM FACILITIES	0.00	0.00	0.00	0.00
018	PUBLIC SUPPORT SCHOOL FUND	32,344.15	1,326.80	1,451.93	32,219.02
019	OTHER GRANT	2.85	0.00	0.00	2.85
019 0000	SHOPA KIDS IN NEED FOUNDATION GRANT	0.35	0.00	0.00	0.35
019 9001	MIAMI COUNTY FOUNDATION -HS MUSIC DEPARTMENT	0.00	0.00	0.00	0.00
019 9002	MIAMI COUNTY FOUNDATION-FEELING GOOD MILE HIG	1.84	0.00	0.00	1.84
019 9003	RADIO & TEL NEWS DIRECTORS FOUND MEDIA TECH	174.02	0.00	0.00	174.02
019 9004	ECO GARDEN GRANT MIAMI COUNTY PARK DISTRICT	500.00	0.00	0.00	500.00
019 9005	ECO GARDEN GRANT-- TROY FOUNDATION	0.00	0.00	0.00	0.00
019 9006	REED - VALEDICTORIAN/MEMORIAL	309.58	0.00	0.00	309.58

DATE: 11/02/18
 TIME: 14:44

BRADFORD EXEMPTED VILLAGE SD
 MONTHLY STATEMENT BOARD/ACTIVITY ACCOUNTS - OCTOBER

PAGE: 2
 MDECA CREATED (CASSUM)

FUND/SCC	DESCRIPTION	LAST MONTH'S BALANCE	CURRENT RECEIPTS	CURRENT EXPENDITURES	CURRENT CASH BALANCE
019 9008	MIAMI COUNTY FOUNDATION ECO GARDEN GRANT	3.75	0.00	0.00	3.75
019 9009	ELEMENTARY ART - TROY FOUNDATION	12.91	0.00	0.00	12.91
019 9011	MIAMI COUNTY FOUNDATION ALL ABOARD PROGRAM	102.22	0.00	0.00	102.22
019 9012	MAC GRANT	1,093.18	0.00	0.00	1,093.18
019 9013	ALL-ABOARD- OTHER GRANT	0.00	0.00	0.00	0.00
019 9014	TROY FOUNDATION SUMMER ART CAMP	0.00	0.00	0.00	0.00
019 9015	MIAMI COUNTY FOUNDATION ELEMENTARY GRANT	20.25	0.00	0.00	20.25
019 9016	PTO-ELEMENTARY TECHNOLOGY GRANT	0.00	0.00	0.00	0.00
019 9017	EAGLES-COVINGTON DONATION	5,927.64	0.00	0.00	5,927.64
019 9018	MIAMI COUNTY FOUNDATION-ART DISCOVERY CAMP	512.62	0.00	0.00	512.62
019 9019	MIAMI COUNTY FOUNDATION FALL/ELE HEALTH	0.00	0.00	0.00	0.00
019 9020	MIAMI COUNTY FOUNDATION MEDIA CENTER GRANT	0.00	0.00	0.00	0.00
019 9021	TROY FOUNDATION FIELD TRIP GRANT	0.00	0.00	0.00	0.00
019 9022	MISCELLANEOUS FIELD TRIP GRANTS	758.76	0.00	0.00	758.76
019 9023	VIVIAN RUSSELL KINDERGARTEN FUND	57.87	0.00	0.00	57.87
019 9024	ANNA BIER ART GRANT	593.99	400.00	0.00	993.99
019 9025	COMMUNITY BLOOD CENTER GRANT	0.00	0.00	0.00	0.00
019 9026	BELIEVE IN OHIO GRANT	67.65	0.00	0.00	67.65
019 9027	TRI-COUNTY BOARD OF REC AND MENTAL HEALTH GRA	0.00	0.00	0.00	0.00
019 9131	MIAMI COUNTY FOUNDATION SEMI-ANNUAL GRANT	1,560.54	0.00	0.00	1,560.54
019 9132	OTHER GRANT RENAISSANCE	0.00	0.00	0.00	0.00
019 9181	MIAMI COUNTY PARKS - GIZMOS GRANT	5.00	0.00	0.00	5.00
019 9182	Miami County Parks-7th Growth Mindsets	0.00	0.00	0.00	0.00
019 9191	MIAMI CO FOUNDATION-PHONES/RADIOS	0.00	0.00	0.00	0.00
019 9192	MIAMI CO FOUNDATION-FRENCH HORNS	0.00	0.00	0.00	0.00
019 9193	MIAMI CO FOUNDATION-CAMERAS	0.00	0.00	0.00	0.00
019 9222	OTHER GRANT LIBRARY	10.00	0.00	0.00	10.00
019 9230	OTHER GRANT	150.00	0.00	0.00	150.00
019 9410	GRANT FROM DARKE COUNTY FOUNDATION	1,100.00	0.00	0.00	1,100.00
019 9517	OTHER GRANT	6,400.00	0.00	0.00	6,400.00
020 9989	EARLY CHILDHOOD/PRE-SCHOOL	0.00	0.00	0.00	0.00
022 0000	OHSAA TOURNAMENT ACCOUNTS	399.54	0.00	0.00	399.54
022 9718	DISTRICT AGENCY	1,039.96	0.00	0.00	1,039.96
034 0000	CLASSROOM FACILITY MAINTENANCE	448,680.13	17.48	0.00	448,697.61
034 9045	MAINTENANCE FUND DELINQUENCIES	638.54	0.00	0.00	638.54
200	ACTIVITY FUND	32,413.79	8,416.00	6,188.13	34,641.66
300	ATHLETIC/MUSIC FUND	65,830.59	6,921.81	10,338.28	62,414.12
416 9205	STUDENT INTERVENTION 9-10 GRADE PROF DEVELOP	0.00	0.00	0.00	0.00
416 9906	STUDENT INTERVENION GRADE 9-10 PROF DEVELOP	0.00	0.00	0.00	0.00
432 9006	EMIS FY 2006	0.00	0.00	0.00	0.00
432 9204	MANAGE. INFO. SYS. FUND	0.00	0.00	0.00	0.00
432 9205	MANGED INFO SYSTEM STATE FY 2005	0.00	0.00	0.00	0.00
432 9206	MANAGE. INFO. SYS. FUND	0.00	0.00	0.00	0.00
432 9207	MANAGEMENT INFO SYSTEMS FY2007	0.00	0.00	0.00	0.00
432 9208	EMIS FY2008	0.00	0.00	0.00	0.00
432 9209	EMIS FY2009	0.00	0.00	0.00	0.00
432 9210	EMIS FY2010	0.00	0.00	0.00	0.00
432 9211	EMIS FY2011	0.00	0.00	0.00	0.00
432 9212	EMIS FY2012	0.00	0.00	0.00	0.00
450 9204	SCHOOLNET PLUS GRADE 7 FY 2004	0.00	0.00	0.00	0.00
450 9206	SCHOOLNET PLUS FY 2006 ROUND #8	0.00	0.00	0.00	0.00
450 9207	SCHOOLNET PLUS FY2007	0.00	0.00	0.00	0.00

DATE: 11/02/18
 TIME: 14:44

BRADFORD EXEMPTED VILLAGE SD
 MONTHLY STATEMENT BOARD/ACTIVITY ACCOUNTS -

OCTOBER

PAGE: 3
 MDECA CREATED (CASSUM)

FUND/SCC	DESCRIPTION	LAST MONTH'S BALANCE	CURRENT RECEIPTS	CURRENT EXPENDITURES	CURRENT CASH BALANCE
450 9905	SCHOOLNET PLUS ROUND 5	0.00	0.00	0.00	0.00
451 9204	ONenet FY 2004	0.00	0.00	0.00	0.00
451 9205	DATA COMM ONenet FY 2005	0.00	0.00	0.00	0.00
451 9206	DATA COMM	0.00	0.00	0.00	0.00
451 9207	DATA COMM FY2007	0.00	0.00	0.00	0.00
451 9208	DATA COMM FY2008	0.00	0.00	0.00	0.00
451 9209	DATA COMM FY2009	0.00	0.00	0.00	0.00
451 9210	DATA COMM FY2010	0.00	0.00	0.00	0.00
451 9211	DATA COMM FY2011	0.00	0.00	0.00	0.00
451 9212	DATA COMM FY2012	0.00	0.00	0.00	0.00
451 9213	DATA COMM FY2013	0.00	0.00	0.00	0.00
451 9214	DATA COMM FY14	0.00	0.00	0.00	0.00
451 9215	FY15 DATA COMM	0.00	0.00	0.00	0.00
451 9216	FY16 DATA COMMUNICATIONS	0.00	0.00	0.00	0.00
451 9217	FY17 DATA COMMUNICATIONS	0.00	0.00	0.00	0.00
451 9718	FY18 DATA COMMUNICATIONS	0.00	0.00	0.00	0.00
451 9819	FY19 DATA COMMUNICATIONS	0.00	0.00	0.00	0.00
452 9204	SCHOOLNET PROF DEV FY 2004	0.00	1,800.00	0.00	1,800.00
452 9205	SCHOOLNET PROF DEV FY 2005	0.00	0.00	0.00	0.00
452 9206	SCHOOLNET PROF DEV FY 2006	0.00	0.00	0.00	0.00
452 9207	SCHOOLNET PROF DEV FY2007	0.00	0.00	0.00	0.00
452 9208	SCHOOLNET PROF DEV FY2008	0.00	0.00	0.00	0.00
452 9209	SCHOOLNET PROF DEV FY2009	0.00	0.00	0.00	0.00
452 9210	SCHOOLNET PROF DEV FY2010	0.00	0.00	0.00	0.00
454 9202	TECH EQUITY FY 2002	0.00	0.00	0.00	0.00
454 9203	TECH EQUITY FY03	0.00	0.00	0.00	0.00
458 9203	IVDL FY 2003 TOBACCO SETTLEMENT	0.00	0.00	0.00	0.00
459 9003	OHIO READS FY 2003 VOLUNTEER	0.00	0.00	0.00	0.00
459 9004	OHIO READS FY 2004 VOLUNTEER	0.00	0.00	0.00	0.00
459 9005	OHIO READS FY2005 VOLUNTEER	0.00	0.00	0.00	0.00
459 9006	OHIO READS FY 2006 VOLUNTEER	0.00	0.00	0.00	0.00
459 9007	OHIO READS FY2007 VOLUNTEER GRANT	0.00	0.00	0.00	0.00
459 9200	OHIO READS FY 2002 VOLUNTEER	0.00	0.00	0.00	0.00
459 9201	OHIO READS FY 2001 VOLUNTEER	0.00	0.00	0.00	0.00
459 9202	OHIO READS FY 2002	0.00	0.00	0.00	0.00
459 9203	OHIO READS FY 2003 #15044	0.00	0.00	0.00	0.00
459 9204	OHIO READS CONTINUATION GRANT FY 2004 003368	0.00	0.00	0.00	0.00
459 9205	OhioReads FY 2005	0.00	0.00	0.00	0.00
459 9206	OHIO READS FY 2006	0.00	0.00	0.00	0.00
459 9207	OHIO READS GRANT FY2007	0.00	0.00	0.00	0.00
459 9902	OHIO READS SUMMER 2002	0.00	0.00	0.00	0.00
459 9903	OHIO READS NEW SUMMER COMMUNITY #35173	0.00	0.00	0.00	0.00
460 9204	STUDENT INTERVENTION GRADES 9-10 FY 05	0.00	0.00	0.00	0.00
460 9205	STUDENT INTERVENTION GRADES 1-4 FY 2005	0.00	0.00	0.00	0.00
499 9207	FY2007 GIFTED SUPPLEMENTAL FUNDS	0.00	0.00	0.00	0.00
499 9208	GIFTED SUPPLEMENTAL FUNDS FY2008	0.00	0.00	0.00	0.00
499 9209	GIFTED SUPPLEMENTAL FUNDS FY2009	0.00	0.00	0.00	0.00
499 9210	SAFE ROUTES TO SCHOOL GRANT FY2010	0.00	0.00	0.00	0.00
499 9211	MISC. STATE GRANT SCHOOL IMPR INCENT AWARD	0.00	0.00	0.00	0.00
499 9214	OSFC SAFETY AND SECURITY GRANT	0.00	0.00	0.00	0.00
499 9718	MISC. STATE GRANT	0.00	0.00	0.00	0.00
499 9819	Ohio School Safety Grants	0.00	2,570.75	0.00	2,570.75

DATE: 11/02/18
 TIME: 14:44

BRADFORD EXEMPTED VILLAGE SD
 MONTHLY STATEMENT BOARD/ACTIVITY ACCOUNTS -

OCTOBER

PAGE: 4
 MDECA CREATED (CASSUM)

FUND/SCC	DESCRIPTION	LAST MONTH'S BALANCE	CURRENT RECEIPTS	CURRENT EXPENDITURES	CURRENT CASH BALANCE
499 9907	OHIO CORE IMPLEMENTATION GRANT	0.00	0.00	0.00	0.00
499 9909	ADVANCED ENERGY GRANT - OHIO DEPT OF DEVELOPM	0.00	0.00	0.00	0.00
504 0000	ED JOBS FUND	0.00	0.00	0.00	0.00
506 0000	RACE TO THE TOP FEDERAL FUNDS	0.00	0.00	0.00	0.00
516 0000	IDEA PART B	0.00	0.00	0.00	0.00
516 9017	IDEA PART B	0.00	0.00	0.00	0.00
516 9018	IDEA PART B	0.00	0.00	0.00	0.00
516 9206	IDEA PART B FY 2006	0.00	0.00	0.00	0.00
516 9207	IDEA PART B FY2007 (FLOW-THRU)	0.00	0.00	0.00	0.00
516 9208	IDEA B SPECIAL ED FY2008 FLOW THRU	0.00	0.00	0.00	0.00
516 9209	IDEA B SPECIAL ED FY2009 FLOWTHRU	0.00	0.00	0.00	0.00
516 9210	IDEA B SPECIAL ED FY2010	0.00	0.00	0.00	0.00
516 9211	IDEA B SPECIAL ED FY2011	0.00	0.00	0.00	0.00
516 9212	IDEA B SPECIAL ED FY2012	0.00	0.00	0.00	0.00
516 9213	IDEA B SPECIAL ED FY2013	0.00	0.00	0.00	0.00
516 9214	IDEA B SPECIAL ED FY2014	0.00	0.00	0.00	0.00
516 9215	IDEA B SPECIAL ED FY2015	0.00	0.00	0.00	0.00
516 9216	IDEA B SPECIAL ED FY2016	0.00	0.00	0.00	0.00
516 9217	IDEA B SPECIAL ED FY2017	0.00	0.00	0.00	0.00
516 932N	SPECIAL ED - ARRA STIMULUS	0.00	0.00	0.00	0.00
516 9320	SPECIAL ED - ARRA STIMULUS	0.00	0.00	0.00	0.00
516 9718	IDEA PART B	0.00	0.00	0.00	0.00
516 9819	TITLE 6B GRANT FOR 2018-2019	0.00	0.00	0.00	0.00
532 932N	STATE FISCAL STABILIZATION FUND (SFSF) STIMUL	0.00	0.00	0.00	0.00
532 9320	STATE FISCAL STABILIZATION FUND (SFSF) STIMUL	0.00	0.00	0.00	0.00
533 9210	TITLE II-TECH FY2010	0.00	0.00	0.00	0.00
533 9211	TITLE II-TECH FY2011	0.00	0.00	0.00	0.00
533 9212	TITLE II-D TECH FY2012	0.00	0.00	0.00	0.00
572 0000	TITLE I	485.84	0.00	0.00	485.84
572 9203	TITLE I FY 2003	0.00	0.00	0.00	0.00
572 9204	TITLE I FY 2004	0.00	0.00	0.00	0.00
572 9205	TITLE I FY 2005	0.00	0.00	0.00	0.00
572 9206	TITLE I FY 2006	0.00	0.00	0.00	0.00
572 9207	TITLE I FY2007	0.00	0.00	0.00	0.00
572 9208	TITLE I DISADVANTAGED YOUTH FY2008	0.00	0.00	0.00	0.00
572 9209	TITLE I DISADVANTAGED YOUTH FY2009	0.00	0.00	0.00	0.00
572 9210	TITLE I DISADVANTAGED YOUTH FY2010	0.00	0.00	0.00	0.00
572 9211	TITLE I DISADVANTAGED YOUTH FY2011	0.00	0.00	0.00	0.00
572 9212	TITLE I DISADVANTAGES YOUTH FY2012	0.00	0.00	0.00	0.00
572 9213	TITLE I DISADVANTAGES YOUTH FY2013	0.00	0.00	0.00	0.00
572 9214	TITLE I DISADVANTAGED YOUTH FY2014	0.00	0.00	0.00	0.00
572 9215	TITLE I DISADVANTAGED YOUTH FY2015	0.00	0.00	0.00	0.00
572 9216	TITLE I DISADVANTAGE YOUTH FY16	0.00	0.00	0.00	0.00
572 9217	TITLE I DISADVANTAGED YOUTH FY17	0.00	0.00	0.00	0.00
572 9218	TITLE I DISADVANTAGED YOUTH FY18	0.00	0.00	0.00	0.00
572 932N	TITLE I STIMULUS FY2010	0.00	0.00	0.00	0.00
572 9320	TITLE I STIMULUS FY2011	0.00	0.00	0.00	0.00
572 9818	TITLE I DISADVANTAGES YOUTH FY18	0.00	0.00	0.00	0.00
572 9819	TITLE ONE 2018-2019 SCHOOL YEAR	11,577.32	15,000.00	13,444.66	13,132.66
573 9005	TITLE V FY 04 CARRYOVER	0.00	0.00	0.00	0.00
573 9204	TITLE V FY 2004	0.00	0.00	0.00	0.00
573 9205	TITLE V FY 2005	0.00	0.00	0.00	0.00

DATE: 11/02/18
 TIME: 14:44

BRADFORD EXEMPTED VILLAGE SD
 MONTHLY STATEMENT BOARD/ACTIVITY ACCOUNTS -

OCTOBER

PAGE: 5
 MDECA CREATED (CASSUM)

FUND/SCC	DESCRIPTION	LAST MONTH'S BALANCE	CURRENT RECEIPTS	CURRENT EXPENDITURES	CURRENT CASH BALANCE
573 9206	TITLE V FY 2006	0.00	0.00	0.00	0.00
573 9207	TITLE V FY2007	0.00	0.00	0.00	0.00
573 9208	TITLE V FY2008	0.00	0.00	0.00	0.00
573 9209	TITLE V FY2009	0.00	0.00	0.00	0.00
584 9005	DRUG FREE GRANT FY 2004 CARRYOVER	0.00	0.00	0.00	0.00
584 9204	TITLE IV-A SAFE AND DRUG FREE SCHOOLS FY 2004	0.00	0.00	0.00	0.00
584 9205	DRUG FREE GRANT FY 2005	0.00	0.00	0.00	0.00
584 9206	DRUG FREE GRANT FY 2006	0.00	0.00	0.00	0.00
584 9207	SAFE AND DRUG FREE GRANT FY2007	0.00	0.00	0.00	0.00
584 9208	SAFE AND DRUG FREE FY2008	0.00	0.00	0.00	0.00
584 9209	SAFE AND DRUG FREE FY2009	0.00	0.00	0.00	0.00
584 9210	SAFE AND DRUG FREE FY2010	0.00	0.00	0.00	0.00
587 9017	PRESCHOOL MONIES	0.00	0.00	0.00	0.00
587 9018	PRESCHOOL MONIES	0.00	0.00	0.00	0.00
587 9206	IDEA FY 2006 DK CO FLOW-THRU	0.00	0.00	0.00	0.00
587 9207	IDEA PRESCHOOL FY2007 (FLOW-THRU)	0.00	0.00	0.00	0.00
587 9208	IDEA PRESCHOOL SPEC ED FY2008 FLOW THRU	0.00	0.00	0.00	0.00
587 9209	IDEA PRESCHOOL SPEC ED FY2009 FLOWTHRU	0.00	0.00	0.00	0.00
587 9210	IDEA PRESCHOOL SPEC ED FY2010	0.00	0.00	0.00	0.00
587 9211	IDEA PRESCHOOL SPEC ED FY2011	0.00	0.00	0.00	0.00
587 9212	IDEA PRESCHOOL SPEC ED FY2012	0.00	0.00	0.00	0.00
587 9213	IDEA PRESCHOOL SPEC ED FY2013	0.00	0.00	0.00	0.00
587 9214	IDEA PRESCHOOL SPEC ED FY2013	0.00	0.00	0.00	0.00
587 9215	IDEA PRESCHOOL SPEC ED FY2015	0.00	0.00	0.00	0.00
587 9216	IDEA PRESCHOOL SPEC ED FY2016	0.00	0.00	0.00	0.00
587 9217	IDEA PRESCHOOL SPEC ED FY2017	0.00	0.00	0.00	0.00
587 932N	IDEA B FY2010 STIMULUS	0.00	0.00	0.00	0.00
587 932O	IDEA B FY2011 STIMULUS	0.00	0.00	0.00	0.00
587 9718	IDEA	0.00	0.00	0.00	0.00
587 9819	PRESCHOOL GRANT FOR 2018-2019	0.00	0.00	0.00	0.00
590 9005	IMPROVING TCHR QUALITY (FY 04 Carryover) FY05	0.00	0.00	0.00	0.00
590 9014	IMPROVING TEACHER QUALITY FY14	0.00	0.00	0.00	0.00
590 9203	TITLE II-A FY 2003 IMPROVING TEACHER QUALITY	0.00	0.00	0.00	0.00
590 9204	IMPROVING TCHR QUALITY FY 2004	0.00	0.00	0.00	0.00
590 9205	IMPROVING TCHR QUALITY FY 2005	0.00	0.00	0.00	0.00
590 9206	IMPROVING TCHR QUALITY FY 2006	0.00	0.00	0.00	0.00
590 9207	IMPROVING TEACHER QUALITY FY2007	0.00	0.00	0.00	0.00
590 9208	IMPROVING TEACHER QUALITY FY2008	0.00	0.00	0.00	0.00
590 9209	IMPROVING TEACHER QUALITY FY2009	0.00	0.00	0.00	0.00
590 9210	IMPROVING TEACHER QUALITY FY2010	0.00	0.00	0.00	0.00
590 9211	IMPROVING TEACHER QUALITY FY2011	0.00	0.00	0.00	0.00
590 9212	IMPROVING TEACHER QUALITY FY2012	0.00	0.00	0.00	0.00
590 9213	IMPROVING TEACHER QUALITY FY2013	0.00	0.00	0.00	0.00
590 9214	IMPROVING TEACHER QUALITY FY2014	0.00	0.00	0.00	0.00
590 9215	IMPROVING TEACHER QUALITY FY2015	0.00	0.00	0.00	0.00
590 9216	IMPROVING TEACHER QUALITY FY2016	0.00	0.00	0.00	0.00
590 9217	IMPROVING TEACHER QUALITY FY2017	0.00	0.00	0.00	0.00
590 9218	IMPROVING TEACHER QUALITY FY18	0.00	0.00	0.00	0.00
590 9718	IMPROVING TEACHER QUALITY FY2018	0.00	0.00	0.00	0.00
590 9819	TITLE IIA FOR THE 2018-2019 SCHOOL YEAR	0.00	0.00	0.00	0.00
599 0000	OTHER MISC FEDERAL GRANTS	51.31	0.00	0.00	51.31
599 9001	FEMA MISC FEDERAL GRANT	0.00	0.00	0.00	0.00

DATE: 11/02/18
 TIME: 14:44

BRADFORD EXEMPTED VILLAGE SD
 MONTHLY STATEMENT BOARD/ACTIVITY ACCOUNTS -

OCTOBER

MDECA CREATED (CASSUM)

FUND/SCC	DESCRIPTION	LAST MONTH'S BALANCE	CURRENT RECEIPTS	CURRENT EXPENDITURES	CURRENT CASH BALANCE
599 9002	Assistive Technology Infusion Project Rd#2	0.00	0.00	0.00	0.00
599 9003	ASSISTIVE TECH INFUSION PROJECT Rd#3	0.00	0.00	0.00	0.00
599 9004	ATIP ROUND #4	0.00	0.00	0.00	0.00
599 9006	NATIONAL ARCHERY IN SCHOOLS PROGRAM	0.00	0.00	0.00	0.00
599 9118	MISC. FED. GRANT	33.33-	57,339.81	57,378.08	71.60-
599 9119	MISC. FED. GRANT	294.41-	0.00	0.00	294.41-
599 9199	GRANT SMALL RURAL SCHOOL GRANTS	0.00	23,897.00	17,969.10	5,927.90
599 9203	TITLE II-D TECHNOLOGY	0.00	0.00	0.00	0.00
599 9204	TITLE II-D FY 2004 TECHNOLOGY	0.00	0.00	0.00	0.00
599 9205	TITLE II-D FY 2005	0.00	0.00	0.00	0.00
599 9206	TITLE II-D FY 2006	0.00	0.00	0.00	0.00
599 9207	TITLE II-D FY2007	0.00	0.00	0.00	0.00
599 9208	TITLE II-D FY2008	0.00	0.00	0.00	0.00
599 9209	TITLE II-D FY2009	0.00	0.00	0.00	0.00
599 9210	TITLE II-D FY2010	0.00	0.00	0.00	0.00
599 9718	MISC. FED. GRANT	0.00	0.00	0.00	0.00
599 9819	TITLE IV FOR THE 2018-2019 SCHOOL YEAR	0.00	0.00	0.00	0.00
599 9905	REAP FEDERAL GRANT FY 2005	0.00	0.00	0.00	0.00
599 9907	REAP GRANT 2006 (FY2007)	0.00	0.00	0.00	0.00
599 9908	REAP 2007 (FY2008) FEDERAL GRANT	0.00	0.00	0.00	0.00
599 9909	REAP FY2009 FEDERAL GRANT	0.00	0.00	0.00	0.00
599 9910	REAP FY2010	0.00	0.00	0.00	0.00
599 9911	REAP FY2011	0.00	0.00	0.00	0.00
599 9912	REAP FY2012	0.00	0.00	0.00	0.00
599 9913	REAP FY2013	0.00	0.00	0.00	0.00
599 9914	REAP FY2014	0.00	0.00	0.00	0.00
599 9915	REAP FY2105	0.00	0.00	0.00	0.00
599 9916	REAP FY2016	0.00	0.00	0.00	0.00
599 9917	REAP FY2017	0.00	0.00	0.00	0.00
599 9918	REAP FY2018	0.00	0.00	0.00	0.00
		21,854.00	2,494.00	0.00	24,348.00

GRAND TOTAL ALL FUNDS 7,675,360.00 869,149.16 654,196.60 7,890,312.56

	MONTHLY ESTIMATE	MONTHLY ACTUAL	MONTHLY DIFFERENCE	FISCAL YTD ESTIMATE	FISCAL YTD ACTUAL	FISCAL YTD DIFFERENCE
REVENUES						
01.010 General Property (Real Estate)	0	0	0	0	379,616	379,616
01.020 Tangible Personal Property Tax	0	0	0	0	21,706	21,706
01.030 Income Tax	0	0	0	0	361,704	361,704
01.035 Unrestricted Grants-in-Aid	0	0	0	0	1,039,926	1,039,926
01.040 Restricted Grants-in-Aid	0	0	0	0	8,878	8,878
01.045 Restricted Grants-in-Aid - SFSF	0	0	0	0	0	0
01.050 Property Tax Allocation	0	0	0	0	75,924	75,924
01.060 All Other Operating Revenue	0	0	0	0	182,614	182,614
01.070 Total Revenue	0	0	0	0	2,070,368	2,070,368
OTHER FINANCING SOURCES						
02.010 Proceeds from Sale of Notes	0	0	0	0	0	0
02.020 State Emergency Loans & Advancements (Approved)	0	0	0	0	0	0
02.040 Operating Transfers-In	0	0	0	0	0	0
02.050 Advances-In	0	0	0	0	10,799	10,799
02.060 All Other Financing Sources	0	0	0	0	37,830	37,830
02.070 Total Other Financing Sources	0	0	0	0	48,629	48,629
02.080 Total Revenues and Other Financing Sources	0	0	0	0	2,118,997	2,118,997
EXPENDITURES						
03.010 Personal Services	0	0	0	0	866,076	866,076
03.020 Employees' Retirement/Insurance Benefits	0	0	0	0	301,870	301,870
03.030 Purchased Services	0	0	0	0	394,088	394,088
03.040 Supplies and Materials	0	0	0	0	30,842	30,842
03.050 Capital Outlay	0	0	0	0	161,249	161,249
03.060 Intergovernmental	0	0	0	0	0	0
04.010 Debt Service: All Principal (Historical)	0	0	0	0	0	0
04.020 Debt Service: Principal - Notes	0	0	0	0	0	0
04.030 Debt Service: Principal - State Loans	0	0	0	0	0	0
04.040 Debt Service: Principal - State Advancements	0	0	0	0	0	0
04.050 Debt Service: Principal - HB 264 Loans	0	0	0	0	0	0
04.055 Debt Service: Principal - Other	0	0	0	0	0	0
04.060 Debt Service: Interest and Fiscal Charges	0	0	0	0	0	0
04.300 Other Objects	0	0	0	0	57,442	57,442
04.500 Total Expenditures	0	0	0	0	1,751,567	1,751,567
OTHER FINANCING USES						
05.010 Operating Transfers - Out	0	0	0	0	0	0
05.020 Advances - Out	0	0	0	0	70,000	70,000
05.030 All Other Financing Uses	0	0	0	0	0	0
05.040 Total Other Financing Uses	0	0	0	0	70,000	70,000
05.050 Total Expenditure and Other Financing Uses	0	0	0	0	1,821,567	1,821,567
06.010 Excess Rev & Oth Financing Sources over(under) Exp &	0	0	0	0	297,430	297,430
07.010 Beginning Cash Balance	0	0	0	0	5,940,416	5,940,416
07.020 Ending Cash Balance	0	0	0	0	6,237,846	6,237,846
08.010 Outstanding Encumbrances	0	0	0	0	0	0

List of Receipt Items by Date
MONTHLY REVENUE POSTINGS

Receipt Number	Item Number	Stat	Stat2	Description	Amount
----------------	-------------	------	-------	-------------	--------

Receipt Date: 10/01/2018

994648	0001	A		Gate-tickets MSVB Fort Recover	220.00
--------	------	---	--	--------------------------------	--------

RECEIPT TOTAL:					220.00
----------------	--	--	--	--	--------

994649	0001	A		Medicaid Billing 16 Settlement	20,576.34
--------	------	---	--	--------------------------------	-----------

RECEIPT TOTAL:					20,576.34
----------------	--	--	--	--	-----------

994650	0001	A		Postage reimbursement	1.00
--------	------	---	--	-----------------------	------

RECEIPT TOTAL:					1.00
----------------	--	--	--	--	------

994651	0001	A		Student Breakfast	14.70
--------	------	---	--	-------------------	-------

994651	0002	A		Adult Breakfast	1.25
--------	------	---	--	-----------------	------

994651	0003	A		Student Breakfast	2.25
--------	------	---	--	-------------------	------

994651	0004	A		Student Lunch Receipts	281.40
--------	------	---	--	------------------------	--------

994651	0005	A		Student Milk Receipts	1.00
--------	------	---	--	-----------------------	------

994651	0006	A		Student Alacarte	138.00
--------	------	---	--	------------------	--------

994651	0007	A		Adult Alacarte	35.00
--------	------	---	--	----------------	-------

994651	0008	A		Received On Account	(62.25)
--------	------	---	--	---------------------	----------

RECEIPT TOTAL:					411.35
----------------	--	--	--	--	--------

994652	0001	A		Gate-tickets MSVB TriVillage	288.00
--------	------	---	--	------------------------------	--------

RECEIPT TOTAL:					288.00
----------------	--	--	--	--	--------

TOTAL FOR DATE: 10/01/2018					21,496.69
----------------------------	--	--	--	--	-----------

Receipt Date: 10/02/2018

994653	0001	A		Student Breakfast	17.30
--------	------	---	--	-------------------	-------

994653	0002	A		Adult Breakfast	0.00
--------	------	---	--	-----------------	------

994653	0003	A		Student Breakfast	4.25
--------	------	---	--	-------------------	------

994653	0004	A		Student Lunch Receipts	298.10
--------	------	---	--	------------------------	--------

994653	0005	A		Student Milk Receipts	1.00
--------	------	---	--	-----------------------	------

994653	0006	A		Student Alacarte	129.75
--------	------	---	--	------------------	--------

994653	0007	A		Adult Alacarte	49.25
--------	------	---	--	----------------	-------

994653	0008	A		Received On Account	(299.15)
--------	------	---	--	---------------------	-----------

RECEIPT TOTAL:					200.50
----------------	--	--	--	--	--------

994654	0001	A		Gate-tickets MSFT Miami East	348.00
--------	------	---	--	------------------------------	--------

RECEIPT TOTAL:					348.00
----------------	--	--	--	--	--------

List of Receipt Items by Date
MONTHLY REVENUE POSTINGS

```

=====
Receipt Item
Number  Number  Stat  Stat2  Description                               Amount

Receipt Date: 10/02/2018

                                TOTAL FOR DATE: 10/02/2018          548.50

Receipt Date: 10/03/2018

994655  0001  A      Athletic Boosters sales                   324.06
                                RECEIPT TOTAL:                               324.06

994656  0001  A      J Crane Inc Don Conve #7718              590.00
                                RECEIPT TOTAL:                               590.00

994657  0001  A      Cash T Shirt                              10.00
                                RECEIPT TOTAL:                               10.00

994658  0001  A      FFA National Convention cash             160.00
                                RECEIPT TOTAL:                               160.00

994659  0001  A      1 shot services Chk 59791                165.00
                                RECEIPT TOTAL:                               165.00

994660  0001  A      1 shot services Chk 59791                ( 165.00)
994660  0002  A      1 Shot Services Ck 62456                 102.00
                                RECEIPT TOTAL:                               ( 63.00)

994661  0001  A      Fruit Sales cash                          20.00
                                RECEIPT TOTAL:                               20.00

994662  0001  A      Brukner cash                             35.00
994662  0002  A      Brukner ckeck                             50.00
994662  0003  A      Brukner cash                             110.00
994662  0004  A      Brukner cash                              70.00
994662  0005  A      Brukner -Meyer Ck                         10.00
                                RECEIPT TOTAL:                               275.00

994663  0001  A      Brumbaugh cash coins                      1.00
994663  0002  A      Brumbaugh Cash currency                 119.00
                                RECEIPT TOTAL:                               120.00

```

List of Receipt Items by Date
MONTHLY REVENUE POSTINGS

Receipt Number	Item Number	Stat	Stat2	Description	Amount
Receipt Date: 10/03/2018					
994664	0001	A		Owen Bubeck	35.00
994664	0002	A		Ashley Carroll	35.00
994664	0003	A		Bristol Wombold-ck	35.00
994664	0004	A		Liam Allen	35.00
994664	0005	A		Zeb L:avey	35.00
RECEIPT TOTAL:					175.00
994665	0001	A		Student Breakfast	21.25
994665	0002	A		Adult Breakfast	0.00
994665	0003	A		Student Breakfast	1.00
994665	0004	A		Student Lunch Receipts	268.35
994665	0005	A		Student Milk Receipts	0.00
994665	0006	A		Student Alacarte	138.95
994665	0007	A		Adult Alacarte	41.50
994665	0008	A		Received On Account	(169.19)
RECEIPT TOTAL:					301.86
TOTAL FOR DATE: 10/03/2018					2,077.92
Receipt Date: 10/04/2018					
994666	0001	A		2018 Elementary Yearbooks (2)	40.00
994666	0002	A		2017 Elementary Yearbooks	20.00
RECEIPT TOTAL:					60.00
994667	0001	A		Brumbaugh cash coins	1.00
994667	0002	A		Brumbaugh Cash currency	107.00
RECEIPT TOTAL:					108.00
994668	0001	A		Student Breakfast	28.00
994668	0002	A		Adult Breakfast	1.00
994668	0003	A		Student Breakfast	6.00
994668	0004	A		Student Lunch Receipts	340.85
994668	0005	A		Student Milk Receipts	0.00
994668	0006	A		Student Alacarte	147.75
994668	0007	A		Adult Alacarte	54.50
994668	0008	A		Received On Account	(177.35)
RECEIPT TOTAL:					400.75
994672	0001	A		Recd on Acct-Lunch Pmt 10-1-18	70.00
994672	0002	A		Recd on Acct-Lunch Pmt 10-2-18	208.00

List of Receipt Items by Date
MONTHLY REVENUE POSTINGS

Receipt Number	Item Number	Stat	Stat2	Description	Amount
Receipt Date: 10/04/2018					
994672	0003	A		Recd on Acct-Lunch Pmt 10-4-18	78.00
RECEIPT TOTAL:					356.00
TOTAL FOR DATE: 10/04/2018					924.75
Receipt Date: 10/05/2018					
994669	0001	A		Electronic Ceiling Flag	308.56
RECEIPT TOTAL:					308.56
994670	0001	A		Student Breakfast	25.00
994670	0002	A		Adult Breakfast	0.00
994670	0003	A		Student Breakfast	1.75
994670	0004	A		Student Lunch Receipts	384.75
994670	0005	A		Student Milk Receipts	0.50
994670	0006	A		Student Alacarte	132.00
994670	0007	A		Adult Alacarte	33.25
994670	0008	A		Received On Account	(362.33)
RECEIPT TOTAL:					214.92
994671	0001	A		Gate-tickets HSFb-Miami East	2,088.00
RECEIPT TOTAL:					2,088.00
TOTAL FOR DATE: 10/05/2018					2,611.48
Receipt Date: 10/08/2018					
994673	0001	A		DC-Robin Beckstedt ck 4576	370.35
994673	0002	A		DC-April Brubaker ck 2653	294.89
994673	0003	A		DC-Stephanie Bailer cash	320.00
994673	0004	A		Student Fees-Daphne Lavey	60.00
994673	0005	A		Student Fees-Emma Lavey	60.00
RECEIPT TOTAL:					1,105.24
994674	0001	A		Gate-tickets HSVB Mississinawa	344.00
RECEIPT TOTAL:					344.00
994675	0001	A		Student Breakfast	21.90
994675	0002	A		Adult Breakfast	0.00

List of Receipt Items by Date
MONTHLY REVENUE POSTINGS

Receipt Number	Item Number	Stat	Stat2	Description	Amount
Receipt Date: 10/08/2018					
994675	0003	A		Student Breakfast	3.00
994675	0004	A		Student Lunch Receipts	357.15
994675	0005	A		Student Milk Receipts	0.50
994675	0006	A		Student Alacarte	155.50
994675	0007	A		Adult Alacarte	56.00
994675	0008	A		Received On Account	(104.20)
RECEIPT TOTAL:					489.85
TOTAL FOR DATE: 10/08/2018					1,939.09
Receipt Date: 10/09/2018					
994676	0001	A		Homestead - Shelby 2nd Half 17	156.36
994676	0002	A		Homestead - Shelby 2nd Half 17	2.72
994676	0003	A		Homestead - Shelby 2nd Half 17	12.83
994676	0004	A		Homestead - Shelby 2nd Half 17	1.78
994676	0005	A		Non-Bus Cred-Shelb 2nd Half 17	689.07
994676	0006	A		Non-Bus Cred-Shelb 2nd Half 17	11.97
994676	0007	A		Non-Bus Cred-Shelby2nd Half 17	56.56
994676	0008	A		Non-Bus Cred-Shelb 2nd Half 17	7.84
994676	0009	A		Owner Occ Cred-Shelby 2nd Half	55.28
994676	0010	A		Owner Occ Cred-Shelby 2nd Half	0.96
994676	0011	A		Owner Occ Cred-Shelby 2nd Half	4.54
994676	0012	A		Owner Occ Cred-Shelby 2nd Half	0.63
RECEIPT TOTAL:					1,000.54
994677	0001	A		Cash Ally Wackler	50.00
RECEIPT TOTAL:					50.00
994678	0001	A		Tom Guillozet Ck 4875	60.00
994678	0002	A		Premier Health /ck 9004746615	60.00
994678	0003	A		Koverman Staley Dicker ck60789	60.00
994678	0004	A		Desi Layman Signature Ck 6004	90.00
RECEIPT TOTAL:					270.00
994679	0001	A		Student Breakfast	30.95
994679	0002	A		Adult Breakfast	1.00
994679	0003	A		Student Breakfast	4.50
994679	0004	A		Student Lunch Receipts	322.85
994679	0005	A		Student Milk Receipts	1.00
994679	0006	A		Student Alacarte	116.00
994679	0007	A		Adult Alacarte	42.25

List of Receipt Items by Date
MONTHLY REVENUE POSTINGS

Receipt Number	Item Number	Stat	Stat2	Description	Amount
Receipt Date: 10/09/2018					
994679	0008	A		Received On Account	(10.00)
RECEIPT TOTAL:					508.55
994680	0001	A		Non-Bus Cred-Shelby MH	97.22
994680	0002	A		Non-Bus Cred-Shelb 2nd Half MH	1.83
994680	0003	A		Owner Occ Cred-Shelby MH	7.32
994680	0004	A		Owner Occ Cred-Shelby MH	1.01
RECEIPT TOTAL:					107.38
994681	0001	A		Reap Grant 2018	2,494.00
RECEIPT TOTAL:					2,494.00
TOTAL FOR DATE: 10/09/2018					4,430.47
Receipt Date: 10/10/2018					
994682	0001	A		FFA National Convention cash	200.00
RECEIPT TOTAL:					200.00
994683	0001	A		FFA Dues-Cash	20.00
RECEIPT TOTAL:					20.00
994684	0001	A		FFA Nat C Advisor Reg Ch235328	39.00
RECEIPT TOTAL:					39.00
994686	0001	A		Student Breakfast	15.40
994686	0002	A		Adult Breakfast	3.50
994686	0003	A		Student Breakfast	7.75
994686	0004	A		Student Lunch Receipts	303.65
994686	0005	A		Student Milk Receipts	1.00
994686	0006	A		Student Alacarte	113.25
994686	0007	A		Adult Alacarte	36.75
994686	0008	A		Received On Account	(343.55)
RECEIPT TOTAL:					137.75
994687	0001	A		Student Breakfast	23.25
994687	0002	A		Adult Breakfast	0.00
994687	0003	A		Student Breakfast	2.00
994687	0004	A		Student Lunch Receipts	297.70

List of Receipt Items by Date
MONTHLY REVENUE POSTINGS

Receipt Number	Item Number	Stat	Stat2	Description	Amount
----------------	-------------	------	-------	-------------	--------

Receipt Date: 10/10/2018

994687	0005	A		Student Milk Receipts	0.50
994687	0006	A		Student Alacarte	128.25
994687	0007	A		Adult Alacarte	41.25
994687	0008	A		Received On Account	(229.95)
RECEIPT TOTAL:					263.00
TOTAL FOR DATE: 10/10/2018					659.75

Receipt Date: 10/11/2018

994685	0001	A		OFFSET TO EXPENDITURES SRG	57,339.81
994685	0002	B	EX	EXPENDITURES FOR SRG PURCHASED	(43,545.81)
994685	0003	B	EX	EXPENDITURES FOR SRG SUPPLIES	(13,794.00)
RECEIPT TOTAL:					0.00
TOTAL FOR DATE: 10/11/2018					0.00

Receipt Date: 10/12/2018

994688	0001	A		Donation Ohio Caverns trip 3rd	150.00
RECEIPT TOTAL:					150.00
994689	0001	A		FFA Natl Conv Ck1950-Barhorst	150.00
RECEIPT TOTAL:					150.00
994690	0001	A		Crickmore cash for broken CB S	50.00
RECEIPT TOTAL:					50.00
994691	0001	A		Student Breakfast	19.85
994691	0002	A		Adult Breakfast	0.00
994691	0003	A		Student Breakfast	2.00
994691	0004	A		Student Lunch Receipts	356.30
994691	0005	A		Student Milk Receipts	0.50
994691	0006	A		Student Alacarte	128.00
994691	0007	A		Adult Alacarte	34.50
994691	0008	A		Received On Account	(291.90)
RECEIPT TOTAL:					249.25
994692	0001	A		LUNCH-PUBLIC SECT 11	298.26

List of Receipt Items by Date
MONTHLY REVENUE POSTINGS

Receipt Number	Item Number	Stat	Stat2	Description	Amount
Receipt Date: 10/12/2018					
994692	0002	A		LUNCH-PUBLIC SECT 11	10,359.41
994692	0003	A		CRRS BREAKFAST REIMB -SEPT 18	2,906.03
RECEIPT TOTAL:					13,563.70
994693	0001	A		Opportunity Grant	79,053.59
994693	0002	A		Targeted Assistance	23,789.26
994693	0003	A		K-3 Literacy	1,766.99
994693	0004	A		Economic Disadvantaged Funding	1,415.53
994693	0005	A		Limited Eng Proficiency Fundin	0.00
994693	0006	A		Gifted Education Funding	1,566.47
994693	0007	A		Transportation	4,106.96
994693	0008	A		Special Education Addl Funding	11,101.86
994693	0009	A		Capacity Aid	47,061.18
994693	0010	A		Graduation Bonus	0.00
994693	0011	A		Third Grade Reading Bonus	0.00
994693	0012	A		Career Tech Education Funding	47.51
994693	0013	A		Preschool Special Education	689.30
994693	0014	A		Special Education Transportat	355.70
994693	0015	A		Open Enrollment Adjustment	14,815.22
994693	0016	B	EX	Educational Service Center	(3,652.27)
994693	0017	B	EX	Open Enrollment Adjustment	(18,546.67)
994693	0018	B	EX	Community School Adjustment	(1,806.54)
994693	0019	B	EX	Scholarship Transfer	(1,142.86)
994693	0020	B	EX	Other Adjustment -negative	(3,575.55)
994693	0021	A		SF14 Regular Tuition	(21.82)
994693	0022	B	EX	SF14 Special Education Tuition	(82.74)
994693	0023	B	EX	College Credit Plus	(569.38)
994693	0024	B	EX	School Employees Retirement Sy	(6,215.00)
994693	0025	B	EX	State Teachers Retirement Sys	(13,530.00)
994693	0026	B	EX	Excess Cost	0.00
994693	0027	A		SF14 Regular Tuition	0.00
RECEIPT TOTAL:					136,626.74
994694	0001	A		Return of Rita Leis Contr 10%	(1,231.20)
994694	0002	B	EX	Return of Rita Leis Contr 10%	1,231.20
RECEIPT TOTAL:					0.00
999389	0001	B	EX	LEVPRO Adj. 09/15/18-09/28/18	221.54
999389	0002	B	EX	LEVPRO Adj. 09/15/18-09/28/18	191.96
999389	0003	B	EX	LEVPRO Adj. 09/15/18-09/28/18	164.08
999389	0004	B	EX	LEVPRO Adj. 09/15/18-09/28/18	(221.54)
999389	0005	B	EX	LEVPRO Adj. 09/15/18-09/28/18	(164.08)
999389	0006	B	EX	LEVPRO Adj. 09/15/18-09/28/18	(191.96)
999389	0007	B	EX	LEVPRO Adj. 09/15/18-09/28/18	1,075.41

List of Receipt Items by Date
MONTHLY REVENUE POSTINGS

Receipt Number	Item Number	Stat	Stat2	Description	Amount
Receipt Date: 10/12/2018					
999389	0008	B	EX	LEVPRO Adj. 09/15/18-09/28/18	(1,075.41)
999389	0009	B	EX	LEVPRO Adj. 09/15/18-09/28/18	101.63
999389	0010	B	EX	LEVPRO Adj. 09/15/18-09/28/18	330.61
999389	0011	B	EX	LEVPRO Adj. 09/15/18-09/28/18	125.42
999389	0012	B	EX	LEVPRO Adj. 09/15/18-09/28/18	158.71
999389	0013	B	EX	LEVPRO Adj. 09/15/18-09/28/18	564.82
999389	0014	B	EX	LEVPRO Adj. 09/15/18-09/28/18	(125.42)
999389	0015	B	EX	LEVPRO Adj. 09/15/18-09/28/18	(101.63)
999389	0016	B	EX	LEVPRO Adj. 09/15/18-09/28/18	(330.61)
999389	0017	B	EX	LEVPRO Adj. 09/15/18-09/28/18	(158.71)
999389	0018	B	EX	LEVPRO Adj. 09/15/18-09/28/18	(564.82)
999389	0019	B	EX	LEVPRO Adj. 09/15/18-09/28/18	248.83
999389	0020	B	EX	LEVPRO Adj. 09/15/18-09/28/18	166.25
999389	0021	B	EX	LEVPRO Adj. 09/15/18-09/28/18	514.80
999389	0022	B	EX	LEVPRO Adj. 09/15/18-09/28/18	(166.25)
999389	0023	B	EX	LEVPRO Adj. 09/15/18-09/28/18	(248.83)
999389	0024	B	EX	LEVPRO Adj. 09/15/18-09/28/18	(514.80)
999389	0025	B	EX	LEVPRO Adj. 09/15/18-09/28/18	700.92
999389	0026	B	EX	LEVPRO Adj. 09/15/18-09/28/18	(350.46)
999389	0027	B	EX	LEVPRO Adj. 09/15/18-09/28/18	(350.46)
999389	0028	B	EX	LEVPRO Adj. 09/15/18-09/28/18	61.46
999389	0029	B	EX	LEVPRO Adj. 09/15/18-09/28/18	(61.46)
999389	0030	B	EX	LEVPRO Adj. 09/15/18-09/28/18	961.22
999389	0031	B	EX	LEVPRO Adj. 09/15/18-09/28/18	(310.20)
999389	0032	B	EX	LEVPRO Adj. 09/15/18-09/28/18	(340.82)
999389	0033	B	EX	LEVPRO Adj. 09/15/18-09/28/18	(310.20)
999389	0034	B	EX	LEVPRO Adj. 09/15/18-09/28/18	351.02
999389	0035	B	EX	LEVPRO Adj. 09/15/18-09/28/18	(351.02)
999389	0036	B	EX	LEVPRO Adj. 09/15/18-09/28/18	53.02
999389	0037	B	EX	LEVPRO Adj. 09/15/18-09/28/18	(53.02)
999389	0038	B	EX	LEVPRO Adj. 09/15/18-09/28/18	111.37
999389	0039	B	EX	LEVPRO Adj. 09/15/18-09/28/18	(61.46)
999389	0040	B	EX	LEVPRO Adj. 09/15/18-09/28/18	(49.91)
999389	0041	B	EX	LEVPRO Adj. 09/15/18-09/28/18	449.42
999389	0042	B	EX	LEVPRO Adj. 09/15/18-09/28/18	(449.42)
999389	0043	B	EX	LEVPRO Adj. 09/15/18-09/28/18	183.52
999389	0044	B	EX	LEVPRO Adj. 09/15/18-09/28/18	(183.52)
999389	0045	B	EX	LEVPRO Adj. 09/15/18-09/28/18	174.72
999389	0046	B	EX	LEVPRO Adj. 09/15/18-09/28/18	(174.72)
999389	0047	B	EX	LEVPRO Adj. 09/15/18-09/28/18	53.80
999389	0048	B	EX	LEVPRO Adj. 09/15/18-09/28/18	(26.90)
999389	0049	B	EX	LEVPRO Adj. 09/15/18-09/28/18	(26.90)
999389	0050	B	EX	LEVPRO Adj. 09/15/18-09/28/18	161.42
999389	0051	B	EX	LEVPRO Adj. 09/15/18-09/28/18	(80.71)
999389	0052	B	EX	LEVPRO Adj. 09/15/18-09/28/18	(80.71)
999389	0053	B	EX	LEVPRO Adj. 09/15/18-09/28/18	175.23
999389	0054	B	EX	LEVPRO Adj. 09/15/18-09/28/18	(175.23)

List of Receipt Items by Date
MONTHLY REVENUE POSTINGS

Receipt Number	Item Number	Stat	Stat2	Description	Amount
----------------	-------------	------	-------	-------------	--------

Receipt Date: 10/12/2018

999389	0055	B	EX	LEVPRO Adj. 09/15/18-09/28/18	498.11
999389	0056	B	EX	LEVPRO Adj. 09/15/18-09/28/18 (316.98)
999389	0057	B	EX	LEVPRO Adj. 09/15/18-09/28/18 (181.13)

RECEIPT TOTAL: 0.00

TOTAL FOR DATE: 10/12/2018 150,789.69

Receipt Date: 10/15/2018

994695	0001	A		HS PRINCIPAL COKE SALES	137.75
--------	------	---	--	-------------------------	--------

RECEIPT TOTAL: 137.75

994696	0001	A		FFA Nat Conv Kissinger ck 7257	150.00
994696	0002	A		FFA Nat Conv Beachler # 954	150.00
994696	0003	A		FFA Nat Conv ck 1509	150.00

RECEIPT TOTAL: 450.00

994697	0001	A		Buff N Tuff Shirt Sales	85.00
--------	------	---	--	-------------------------	-------

RECEIPT TOTAL: 85.00

994698	0001	A		Homecoming Dance Ticket cash	850.00
994698	0002	A		Cotrell 5436 Homecoming Dance	15.00
994698	0003	A		Gambill 1507 Homecoming Dance	15.00
994698	0004	A		Leis 6843 Homecoming Dance	15.00
994698	0005	A		Glick 7062 Homecoming Dance	20.00
994698	0006	A		Roberts 2522 Homecoming Dance	25.00
994698	0007	A		Smith 1779 Homecoming Dance	10.00
994698	0008	A		Jones 1122 Homecoming Dance	10.00
994698	0009	A		Dunlevy 1186 Homecoming Dance	15.00
994698	0010	A		Canan 5494 Homecoming Dance	15.00
994698	0011	A		Fair 9065 Homecoming Dance	15.00
994698	0012	A		Woodyard 1978 Homecoming Dance	15.00
994698	0013	A		Kaiser 195 Homecoming Dance	15.00

RECEIPT TOTAL: 1,035.00

994699	0001	A		Student Breakfast	19.20
994699	0002	A		Adult Breakfast	6.00
994699	0003	A		Student Breakfast	1.75
994699	0004	A		Student Lunch Receipts	348.45
994699	0005	A		Student Milk Receipts	0.50
994699	0006	A		Student Alacarte	150.50

List of Receipt Items by Date
MONTHLY REVENUE POSTINGS

Receipt Number	Item Number	Stat	Stat2	Description	Amount
Receipt Date: 10/15/2018					
994699	0007	A		Adult Alacarte	42.75
994699	0008	A		Received On Account	(16.35)
RECEIPT TOTAL:					552.80
TOTAL FOR DATE: 10/15/2018					2,260.55
Receipt Date: 10/16/2018					
994700	0001	A		FFA Nat Conv Meade # 2984	150.00
994700	0002	A		FFA Nat Conv Beiris # 1167	150.00
RECEIPT TOTAL:					300.00
994701	0001	A		FFA Dues-Cash	20.00
RECEIPT TOTAL:					20.00
994702	0001	A		FFA Nat C Advisor Reg Ch235393	60.00
RECEIPT TOTAL:					60.00
994703	0001	A		Student Breakfast	24.70
994703	0002	A		Adult Breakfast	3.00
994703	0003	A		Student Breakfast	1.25
994703	0004	A		Student Lunch Receipts	332.85
994703	0005	A		Student Milk Receipts	0.50
994703	0006	A		Student Alacarte	124.00
994703	0007	A		Adult Alacarte	15.75
994703	0008	A		Received On Account	(182.55)
RECEIPT TOTAL:					319.50
994704	0001	A		1st of year staff breakfast	200.00
994704	0002	A		Social Gathering for new emp	33.00
RECEIPT TOTAL:					233.00
994705	0001	A		Gate-tickets MSFT Bethel	416.00
RECEIPT TOTAL:					416.00
994706	0001	A		M Enis work for Pizza/rent	49.20
RECEIPT TOTAL:					49.20

List of Receipt Items by Date
MONTHLY REVENUE POSTINGS

Receipt Number	Item Number	Stat	Stat2	Description	Amount
----------------	-------------	------	-------	-------------	--------

Receipt Date: 10/16/2018

TOTAL FOR DATE: 10/16/2018 1,397.70

Receipt Date: 10/17/2018

994707	0001	A		SCHOOL LUNCH PROGRAM	1,270.00
--------	------	---	--	----------------------	----------

RECEIPT TOTAL: 1,270.00

994708	0001	A		1st of year staff breakfast	(200.00)
994708	0002	A		Social Gathering for new emp	(33.00)
994708	0003	A		1st of year staff breakfast	200.00
994708	0004	A		Social Gathering for new emp	33.00

RECEIPT TOTAL: 0.00

994709	0001	A		Student Breakfast	33.20
994709	0002	A		Adult Breakfast	1.75
994709	0003	A		Student Breakfast	3.75
994709	0004	A		Student Lunch Receipts	317.90
994709	0005	A		Student Milk Receipts	0.00
994709	0006	A		Student Alacarte	109.75
994709	0007	A		Adult Alacarte	32.75
994709	0008	A		Received On Account	15.65

RECEIPT TOTAL: 514.75

994710	0001	A		September 2018 Groceries/food	2,818.18
--------	------	---	--	-------------------------------	----------

RECEIPT TOTAL: 2,818.18

TOTAL FOR DATE: 10/17/2018 4,602.93

Receipt Date: 10/18/2018

994711	0001	A		Trail Mix Sales	94.00
--------	------	---	--	-----------------	-------

RECEIPT TOTAL: 94.00

994712	0001	A		41 Students at \$3.50	143.50
994712	0002	A		10 Chaperones at \$ 15.00	150.00

RECEIPT TOTAL: 293.50

994713	0001	A		Fruit Sales cash	34.00
--------	------	---	--	------------------	-------

List of Receipt Items by Date
MONTHLY REVENUE POSTINGS

Receipt Number	Item Number	Stat	Stat2	Description	Amount
----------------	-------------	------	-------	-------------	--------

Receipt Date: 10/18/2018

				RECEIPT TOTAL:	34.00
994714	0001	A		FFA Natl Conv-Beckstedt 6711	150.00
994714	0002	A		FFA Natl Con Roberts #2523	150.00
				RECEIPT TOTAL:	300.00
994715	0001	A		FFA Dues-Glick 7071	20.00
994715	0002	A		FFA Dues-Biddlestone 3519	22.00
				RECEIPT TOTAL:	42.00
994716	0001	A		FFA Conv Donation for Cov/brad	300.00
				RECEIPT TOTAL:	300.00
994717	0001	A		FFA Natl Conv- Dunlevy 1161	100.00
				RECEIPT TOTAL:	100.00
994718	0001	A		Student Breakfast	39.80
994718	0002	A		Adult Breakfast	1.75
994718	0003	A		Student Breakfast	4.00
994718	0004	A		Student Lunch Receipts	319.55
994718	0005	A		Student Milk Receipts	0.00
994718	0006	A		Student Alacarte	135.05
994718	0007	A		Adult Alacarte	72.82
994718	0008	A		Received On Account	(235.15)
				RECEIPT TOTAL:	337.82
				TOTAL FOR DATE: 10/18/2018	1,501.32

Receipt Date: 10/19/2018

994719	0001	A		Gate-tickets HSFb-Bethel	1,288.00
				RECEIPT TOTAL:	1,288.00
994720	0001	A		Myers Ck 1464 DC Trip	19.89
994720	0002	A		R Clark Ck 2023 1059 DC Trip	294.89
				RECEIPT TOTAL:	314.78
994721	0001	A		Spanish T Shirt sales (5)	75.00

List of Receipt Items by Date
MONTHLY REVENUE POSTINGS

Receipt Number	Item Number	Stat	Stat2	Description	Amount
----------------	-------------	------	-------	-------------	--------

Receipt Date: 10/19/2018

994721	0002	A		Estes Spanish Shirt # 1713	15.00
994721	0003	A		Kaiser Spanish Shirts Ck 199	15.00
994721	0004	A		Bob Daughtery Span Shirt 1497	15.00
994721	0005	A		Roberts Span Shirt Ck 2524	15.00
994721	0006	A		Anglin Span Shirt Ck 752	15.00

RECEIPT TOTAL: 150.00

994722	0001	A		Student Breakfast	22.80
994722	0002	A		Adult Breakfast	3.00
994722	0003	A		Student Breakfast	3.25
994722	0004	A		Student Lunch Receipts	345.00
994722	0005	A		Student Milk Receipts	0.00
994722	0006	A		Student Alacarte	171.00
994722	0007	A		Adult Alacarte	91.75
994722	0008	A		Received On Account	(120.50)

RECEIPT TOTAL: 516.30

994728	0001	A		Monnin Ck 3134	110.00
994728	0002	A		Monnin Ck 3134	50.00
994728	0003	A		Painter, Larkin Ck 3134	125.00
994728	0004	A		Roberts cash	100.00

RECEIPT TOTAL: 385.00

TOTAL FOR DATE: 10/19/2018 2,654.08

Receipt Date: 10/22/2018

994723	0001	A		2018 Yearbook Sales 2018	50.00
--------	------	---	--	--------------------------	-------

RECEIPT TOTAL: 50.00

994724	0001	A		Winsupply YB Ads #122367939	60.00
994724	0002	A		Quality Farms YB Ads Ck 50376	60.00

RECEIPT TOTAL: 120.00

994725	0001	A		Edison CC Ck 234049	160.00
994725	0002	A		Stocker Fraley Fun Ck 11828	120.00
994725	0003	A		New Tech Plastics Ck 367107	120.00
994725	0004	A		BD Transportation Ck 10591	120.00

RECEIPT TOTAL: 520.00

List of Receipt Items by Date
MONTHLY REVENUE POSTINGS

Receipt Number	Item Number	Stat	Stat2	Description	Amount
----------------	-------------	------	-------	-------------	--------

Receipt Date: 10/22/2018

994726	0001	A		3 Students at \$3.50 plus chang	13.55
RECEIPT TOTAL:					13.55
TOTAL FOR DATE: 10/22/2018					703.55

Receipt Date: 10/23/2018

994727	0001	A		Student Breakfast	26.30
994727	0002	A		Adult Breakfast	0.00
994727	0003	A		Student Breakfast	2.25
994727	0004	A		Student Lunch Receipts	359.10
994727	0005	A		Student Milk Receipts	0.50
994727	0006	A		Student Alacarte	101.75
994727	0007	A		Adult Alacarte	46.75
994727	0008	A		Received On Account	(252.40)
RECEIPT TOTAL:					284.25
TOTAL FOR DATE: 10/23/2018					284.25

Receipt Date: 10/24/2018

994729	0001	A		Student Breakfast	20.55
994729	0002	A		Adult Breakfast	0.00
994729	0003	A		Student Breakfast	0.50
994729	0004	A		Student Lunch Receipts	303.30
994729	0005	A		Student Milk Receipts	0.50
994729	0006	A		Student Alacarte	81.25
994729	0007	A		Adult Alacarte	33.25
994729	0008	A		Received On Account	(143.60)
RECEIPT TOTAL:					295.75
994731	0001	A		Brumbaugh Fruit Farm FT cash	78.00
RECEIPT TOTAL:					78.00
994732	0001	A		Brukner cash	10.00
RECEIPT TOTAL:					10.00
TOTAL FOR DATE: 10/24/2018					383.75

List of Receipt Items by Date
MONTHLY REVENUE POSTINGS

Receipt Number	Item Number	Stat	Stat2	Description	Amount
----------------	-------------	------	-------	-------------	--------

Receipt Date: 10/25/2018

994730	0001	A		Student Breakfast	22.70
994730	0002	A		Adult Breakfast	2.00
994730	0003	A		Student Breakfast	1.50
994730	0004	A		Student Lunch Receipts	331.25
994730	0005	A		Student Milk Receipts	0.50
994730	0006	A		Student Alacarte	117.50
994730	0007	A		Adult Alacarte	42.50
994730	0008	A		Received On Account	167.55

RECEIPT TOTAL: 685.50

994733	0001	A		Ohio School Safety Training Gr	2,570.75
--------	------	---	--	--------------------------------	----------

RECEIPT TOTAL: 2,570.75

TOTAL FOR DATE: 10/25/2018 3,256.25

Receipt Date: 10/26/2018

994734	0001	A		Student Breakfast	28.15
994734	0002	A		Adult Breakfast	0.00
994734	0003	A		Student Breakfast	1.50
994734	0004	A		Student Lunch Receipts	377.75
994734	0005	A		Student Milk Receipts	0.00
994734	0006	A		Student Alacarte	121.00
994734	0007	A		Adult Alacarte	63.75
994734	0008	A		Received On Account	(10.85)

RECEIPT TOTAL: 581.30

994735	0001	A		Opportunity Grant	87,166.97
994735	0002	A		Targeted Assistance	31,414.07
994735	0003	A		K-3 Literacy	1,713.73
994735	0004	A		Economic Disadvantaged Funding	1,316.96
994735	0005	A		Limited Eng Proficiency Fundin	0.00
994735	0006	A		Gifted Education Funding	1,701.60
994735	0007	A		Transportation	4,106.96
994735	0008	A		Special Education Addl Funding	18,434.77
994735	0009	A		Capacity Aid	55,092.55
994735	0010	A		Graduation Bonus	0.00
994735	0011	A		Third Grade Reading Bonus	0.00
994735	0012	A		Career Tech Education Funding	47.50
994735	0013	A		Preschool Special Education	689.30
994735	0014	A		Special Education Transportat	355.69
994735	0015	A		Open Enrollment Adjustment	14,739.44
994735	0016	B	EX	Educational Service Center	(3,652.27)

List of Receipt Items by Date
MONTHLY REVENUE POSTINGS

Receipt Number	Item Number	Stat	Stat2	Description	Amount
----------------	-------------	------	-------	-------------	--------

Receipt Date: 10/26/2018

994735	0017	B	EX	Open Enrollment Adjustment	(18,262.67)
994735	0018	B	EX	Community School Adjustment	(1,862.55)
994735	0019	B	EX	Scholarship Transfer	(1,015.80)
994735	0020	B	EX	Other Adjustment -negative	(3,152.29)
994735	0021	B	EX	SF14 Regular Tuition	(21.82)
994735	0022	B	EX	SF14 Special Education Tuition	(82.73)
994735	0023	B	EX	College Credit Plus	(569.38)
994735	0024	B	EX	School Employees Retirement Sy	(6,215.00)
994735	0025	B	EX	State Teachers Retirement Sys	(13,530.00)
994735	0026	B	EX	Excess Cost	0.00
994735	0027	A		SF14 Regular Tuition	0.00

RECEIPT TOTAL: 168,415.03

994736	0001	A		FY19 Data Communications grant	1,800.00
--------	------	---	--	--------------------------------	----------

RECEIPT TOTAL: 1,800.00

999390	0001	B	EX	LEVPRO Adj. 09/29/18-10/12/18	372.76
999390	0002	B	EX	LEVPRO Adj. 09/29/18-10/12/18	237.79
999390	0003	B	EX	LEVPRO Adj. 09/29/18-10/12/18	197.53
999390	0004	B	EX	LEVPRO Adj. 09/29/18-10/12/18	213.41
999390	0005	B	EX	LEVPRO Adj. 09/29/18-10/12/18	387.75
999390	0006	B	EX	LEVPRO Adj. 09/29/18-10/12/18	307.73
999390	0007	B	EX	LEVPRO Adj. 09/29/18-10/12/18	575.87
999390	0008	B	EX	LEVPRO Adj. 09/29/18-10/12/18	(372.76)
999390	0009	B	EX	LEVPRO Adj. 09/29/18-10/12/18	(213.41)
999390	0010	B	EX	LEVPRO Adj. 09/29/18-10/12/18	(77.55)
999390	0011	B	EX	LEVPRO Adj. 09/29/18-10/12/18	(307.73)
999390	0012	B	EX	LEVPRO Adj. 09/29/18-10/12/18	(191.96)
999390	0013	B	EX	LEVPRO Adj. 09/29/18-10/12/18	(237.79)
999390	0014	B	EX	LEVPRO Adj. 09/29/18-10/12/18	(197.53)
999390	0015	B	EX	LEVPRO Adj. 09/29/18-10/12/18	(310.20)
999390	0016	B	EX	LEVPRO Adj. 09/29/18-10/12/18	(383.91)
999390	0017	B	EX	LEVPRO Adj. 09/29/18-10/12/18	776.69
999390	0018	B	EX	LEVPRO Adj. 09/29/18-10/12/18	(657.20)
999390	0019	B	EX	LEVPRO Adj. 09/29/18-10/12/18	(119.49)
999390	0020	B	EX	LEVPRO Adj. 09/29/18-10/12/18	401.39
999390	0021	B	EX	LEVPRO Adj. 09/29/18-10/12/18	125.42
999390	0022	B	EX	LEVPRO Adj. 09/29/18-10/12/18	(401.39)
999390	0023	B	EX	LEVPRO Adj. 09/29/18-10/12/18	(125.42)
999390	0024	B	EX	LEVPRO Adj. 09/29/18-10/12/18	166.25
999390	0025	B	EX	LEVPRO Adj. 09/29/18-10/12/18	(166.25)
999390	0026	B	EX	LEVPRO Adj. 09/29/18-10/12/18	758.38
999390	0027	B	EX	LEVPRO Adj. 09/29/18-10/12/18	(758.38)
999390	0028	B	EX	LEVPRO Adj. 09/29/18-10/12/18	229.39
999390	0029	B	EX	LEVPRO Adj. 09/29/18-10/12/18	(106.47)

List of Receipt Items by Date
MONTHLY REVENUE POSTINGS

Receipt Number	Item Number	Stat	Stat2	Description	Amount
----------------	-------------	------	-------	-------------	--------

Receipt Date: 10/26/2018

999390	0030	B	EX	LEVPRO Adj. 09/29/18-10/12/18	(122.92)
999390	0031	B	EX	LEVPRO Adj. 09/29/18-10/12/18	651.02
999390	0032	B	EX	LEVPRO Adj. 09/29/18-10/12/18	(310.20)
999390	0033	B	EX	LEVPRO Adj. 09/29/18-10/12/18	(340.82)
999390	0034	B	EX	LEVPRO Adj. 09/29/18-10/12/18	614.29
999390	0035	B	EX	LEVPRO Adj. 09/29/18-10/12/18	(351.02)
999390	0036	B	EX	LEVPRO Adj. 09/29/18-10/12/18	(263.27)
999390	0037	B	EX	LEVPRO Adj. 09/29/18-10/12/18	334.11
999390	0038	B	EX	LEVPRO Adj. 09/29/18-10/12/18	(61.46)
999390	0039	B	EX	LEVPRO Adj. 09/29/18-10/12/18	(272.65)
999390	0040	B	EX	LEVPRO Adj. 09/29/18-10/12/18	449.42
999390	0041	B	EX	LEVPRO Adj. 09/29/18-10/12/18	(449.42)
999390	0042	B	EX	LEVPRO Adj. 09/29/18-10/12/18	349.43
999390	0043	B	EX	LEVPRO Adj. 09/29/18-10/12/18	(349.43)
999390	0044	B	EX	LEVPRO Adj. 09/29/18-10/12/18	303.13
999390	0045	B	EX	LEVPRO Adj. 09/29/18-10/12/18	(219.36)
999390	0046	B	EX	LEVPRO Adj. 09/29/18-10/12/18	(83.77)
999390	0047	B	EX	LEVPRO Adj. 09/29/18-10/12/18	444.75
999390	0048	B	EX	LEVPRO Adj. 09/29/18-10/12/18	(227.92)
999390	0049	B	EX	LEVPRO Adj. 09/29/18-10/12/18	(216.83)
999390	0050	B	EX	LEVPRO Adj. 09/29/18-10/12/18	53.80
999390	0051	B	EX	LEVPRO Adj. 09/29/18-10/12/18	(53.80)
999390	0052	B	EX	LEVPRO Adj. 09/29/18-10/12/18	161.42
999390	0053	B	EX	LEVPRO Adj. 09/29/18-10/12/18	(161.42)
999390	0054	B	EX	LEVPRO Adj. 09/29/18-10/12/18	175.23
999390	0055	B	EX	LEVPRO Adj. 09/29/18-10/12/18	(175.23)
999390	0056	B	EX	LEVPRO Adj. 09/29/18-10/12/18	460.96
999390	0057	B	EX	LEVPRO Adj. 09/29/18-10/12/18	(288.76)
999390	0058	B	EX	LEVPRO Adj. 09/29/18-10/12/18	(172.20)
999390	0059	B	EX	LEVPRO Adj. 09/29/18-10/12/18	557.44
999390	0060	B	EX	LEVPRO Adj. 09/29/18-10/12/18	(330.61)
999390	0061	B	EX	LEVPRO Adj. 09/29/18-10/12/18	(226.83)

RECEIPT TOTAL: 0.00

TOTAL FOR DATE: 10/26/2018 170,796.33

Receipt Date: 10/29/2018

994737	0001	A		Student Breakfast	25.80
994737	0002	A		Adult Breakfast	1.75
994737	0003	A		Student Breakfast	3.75
994737	0004	A		Student Lunch Receipts	321.45
994737	0005	A		Student Milk Receipts	0.50
994737	0006	A		Student Alacarte	141.00
994737	0007	A		Adult Alacarte	36.75

List of Receipt Items by Date
MONTHLY REVENUE POSTINGS

Receipt Number	Item Number	Stat	Stat2	Description	Amount
----------------	-------------	------	-------	-------------	--------

Receipt Date: 10/29/2018

994737	0008	A		Received On Account	(68.50)
--------	------	---	--	---------------------	----------

RECEIPT TOTAL:					462.50
----------------	--	--	--	--	--------

994738	0001	A		Harold D. Marker Scholarship	2,000.00
--------	------	---	--	------------------------------	----------

RECEIPT TOTAL:					2,000.00
----------------	--	--	--	--	----------

994739	0001	A		Anna Bier Gallery-Art Classes	400.00
--------	------	---	--	-------------------------------	--------

RECEIPT TOTAL:					400.00
----------------	--	--	--	--	--------

994740	0001	A		Book Fair Angle ck 12386	33.10
--------	------	---	--	--------------------------	-------

994740	0002	A		Book Fair Anglin ch 755	6.79
--------	------	---	--	-------------------------	------

994740	0003	A		Book Fair Breeze ck 1097	28.85
--------	------	---	--	--------------------------	-------

994740	0004	A		Book Fair Canan Ck 1046	10.00
--------	------	---	--	-------------------------	-------

994740	0005	A		Book Fair Cartonia Ck 255	28.03
--------	------	---	--	---------------------------	-------

994740	0006	A		Book Fair Grove Ck 7438	15.00
--------	------	---	--	-------------------------	-------

994740	0007	A		Book Fair Grove Ck 7439	15.00
--------	------	---	--	-------------------------	-------

994740	0008	A		Book Fair Seman Ck 3966	30.55
--------	------	---	--	-------------------------	-------

994740	0009	A		Book Fair Trevino Ck 3168	20.00
--------	------	---	--	---------------------------	-------

994740	0010	A		Book Fair Anglin Ck 754	14.44
--------	------	---	--	-------------------------	-------

994740	0011	A		Book Fair Roberts Ck 2528	29.73
--------	------	---	--	---------------------------	-------

994740	0012	A		Book Fair Sanders Ck 4917	25.00
--------	------	---	--	---------------------------	-------

994740	0013	A		Book Fair Hart Ck 2508	19.53
--------	------	---	--	------------------------	-------

994740	0014	A		Book Fair Hackett Ck 1273	25.89
--------	------	---	--	---------------------------	-------

994740	0015	A		Book Fair Trevino Ck 3167	20.00
--------	------	---	--	---------------------------	-------

994740	0016	A		Book Fair Roberts Ck 2527	25.00
--------	------	---	--	---------------------------	-------

994740	0017	A		Book Fair Gambill Ck 1561	25.00
--------	------	---	--	---------------------------	-------

994740	0018	A		Book Fair Szary Ck 1200	5.95
--------	------	---	--	-------------------------	------

994740	0019	A		Book Fair Hill Ck 3318	21.00
--------	------	---	--	------------------------	-------

RECEIPT TOTAL:					398.86
----------------	--	--	--	--	--------

994741	0001	A		Catherine McNew Ck 1035	41.00
--------	------	---	--	-------------------------	-------

RECEIPT TOTAL:					41.00
----------------	--	--	--	--	-------

TOTAL FOR DATE: 10/29/2018					3,302.36
----------------------------	--	--	--	--	----------

Receipt Date: 10/30/2018

994742	0001	A		Cash received from book fair	1,763.62
--------	------	---	--	------------------------------	----------

RECEIPT TOTAL:					1,763.62
----------------	--	--	--	--	----------

List of Receipt Items by Date
MONTHLY REVENUE POSTINGS

Receipt Number	Item Number	Stat	Stat2	Description	Amount
Receipt Date: 10/30/2018					
994743	0001	A		Water Sales cash	30.00
RECEIPT TOTAL:					30.00
994744	0001	A		Book Fair Angle ck 12386	(33.10)
994744	0002	A		Book Fair Anglin ch 755	(6.79)
994744	0003	A		Book Fair Breeze ck 1097	(28.85)
994744	0004	A		Book Fair Canan Ck 1046	(10.00)
994744	0005	A		Book Fair Cartonia Ck 255	(28.03)
994744	0006	A		Book Fair Grove Ck 7438	(15.00)
994744	0007	A		Book Fair Grove Ck 7439	(15.00)
994744	0008	A		Book Fair Seman Ck 3966	(30.55)
994744	0009	A		Book Fair Trevino Ck 3168	(20.00)
994744	0010	A		Book Fair Anglin Ck 754	(14.44)
994744	0011	A		Book Fair Roberts Ck 2528	(29.73)
994744	0012	A		Book Fair Sanders Ck 4917	(25.00)
994744	0013	A		Book Fair Hart Ck 2508	(19.53)
994744	0014	A		Book Fair Hackett Ck 1273	(25.89)
994744	0015	A		Book Fair Trevino Ck 3167	(20.00)
994744	0016	A		Book Fair Roberts Ck 2527	(25.00)
994744	0017	A		Book Fair Gambill Ck 1561	(25.00)
994744	0018	A		Book Fair Szary Ck 1200	(5.95)
994744	0019	A		Book Fair Hill Ck 3318	(21.00)
RECEIPT TOTAL:					(398.86)
994745	0001	A		Cash received from book fair	(1,763.62)
RECEIPT TOTAL:					(1,763.62)
994746	0001	A		Book Fair Angle ck 12386	33.10
994746	0002	A		Book Fair Anglin ch 755	6.79
994746	0003	A		Book Fair Breeze ck 1097	28.85
994746	0004	A		Book Fair Canan Ck 1046	10.00
994746	0005	A		Book Fair Cartonia Ck 255	28.03
994746	0006	A		Book Fair Grove Ck 7438	15.00
994746	0007	A		Book Fair Grove Ck 7439	15.00
994746	0008	A		Book Fair Seman Ck 3966	30.55
994746	0009	A		Book Fair Trevino Ck 3168	20.00
994746	0010	A		Book Fair Anglin Ck 754	14.44
994746	0011	A		Book Fair Roberts Ck 2528	29.73
994746	0012	A		Book Fair Sanders Ck 4917	25.00
994746	0013	A		Book Fair Hart Ck 2508	19.53
994746	0014	A		Book Fair Hackett Ck 1273	25.89
994746	0015	A		Book Fair Trevino Ck 3167	20.00
994746	0016	A		Book Fair Roberts Ck 2527	25.00
994746	0017	A		Book Fair Gambill Ck 1561	25.00

List of Receipt Items by Date
MONTHLY REVENUE POSTINGS

Receipt Number	Item Number	Stat	Stat2	Description	Amount
Receipt Date: 10/30/2018					
994746	0018	A		Book Fair Szary Ck 1200	5.95
994746	0019	A		Book Fair Hill Ck 3318	21.00
RECEIPT TOTAL:					398.86
994747	0001	A		Cash received from book fair	1,763.62
RECEIPT TOTAL:					1,763.62
994748	0001	A		Student Council Surber15176	9.00
994748	0002	A		Student Council Weaver 5284	12.00
994748	0003	A		Student Council Wood Ck 1472	157.00
994748	0004	A		Student Council Hill 3572	116.00
994748	0005	A		Student Council Bayless Ck4446	100.00
994748	0006	A		Student Council Brohard Ck1844	50.00
994748	0007	A		Student Council Barhorst C1957	27.00
994748	0008	A		Student Council Daught ck 1089	21.00
994748	0009	A		Student Council Beachler Ck961	30.00
994748	0010	A		Student Council Shively Ck1221	6.00
994748	0011	A		Student Council Estes Ck 1714	9.00
994748	0012	A		Student Council Reck Ck 4826	65.00
994748	0013	A		Student Council Latino Ck 6486	30.00
994748	0014	A		Student Council Johnson Ck1232	9.00
994748	0015	A		Student Council Anglin Ck 750	15.00
994748	0016	A		Student Council Manuel Ck 1098	69.00
994748	0017	A		Student Council Canan Ck 1044	18.00
994748	0018	A		Student Council Yingst Ck 1998	18.00
994748	0019	A		Student Council Creager Ck3382	30.00
994748	0020	A		Student Council Lingo Ck 1193	15.00
994748	0021	A		Student Council Rhoades Ck9326	66.00
994748	0022	A		Student Council Richard Ck1185	32.00
994748	0023	A		Student Council Rhoades Ck1185	30.00
994748	0024	A		Student Council Seman Ck 3935	18.00
994748	0025	A		Student Council Hackett Ck1272	15.00
994748	0026	A		Student Council Angle C12385	59.00
994748	0027	A		Student Council Barbee Ck4708	18.00
994748	0028	A		Student Council Miller Ck2381	9.00
994748	0029	A		Student Council Breeze Ck1096	12.00
994748	0030	A		Student Council Glick Ck 7084	27.00
994748	0031	A		Student Council Fair Ck 9090	12.00
994748	0032	A		Student Council Moore Ck 8956	49.00
994748	0033	A		Student Council Frantz ck 5030	9.00
994748	0034	A		Student Council Roberts Ck2526	18.00
994748	0035	A		Student Council Yount Ck 1355	18.00
994748	0036	A		Student Council Miller Ck 1717	15.00
994748	0037	A		Student Council Spencer Ck 901	30.00
994748	0038	A		Student Council Szary Ck 1199	30.00

List of Receipt Items by Date
MONTHLY REVENUE POSTINGS

Receipt Number	Item Number	Stat	Stat2	Description	Amount
----------------	-------------	------	-------	-------------	--------

Receipt Date: 10/30/2018

994748	0039	A		Student Council McGlinch C4690	15.00
994748	0040	A		Student Council Gehret Ck 6388	27.00
994748	0041	A		Student Council Halley Ck 4361	18.00
994748	0042	A		Student Council Hurst Ck 6055	18.00
994748	0043	A		Student Council Schmitz Ck6802	18.00
994748	0044	A		Texas Roadhouse cash/coin	1,746.00

RECEIPT TOTAL: 3,115.00

994749	0001	A		Student Breakfast	26.60
994749	0002	A		Adult Breakfast	8.75
994749	0003	A		Student Breakfast	1.50
994749	0004	A		Student Lunch Receipts	310.30
994749	0005	A		Student Milk Receipts	1.00
994749	0006	A		Student Alacarte	83.25
994749	0007	A		Adult Alacarte	42.25
994749	0008	A		Received On Account	(188.98)

RECEIPT TOTAL: 284.67

994757	0001	A		3RD QTR 18 INCOME TAX-SD100	8,556.03
994757	0002	A		3RD QTR 18 INCOME TAX-SD100ES	21,097.02
994757	0003	A		3RD QTR 18 INCOME TAX-SD101	250,095.95
994757	0004	A		3RD QTR 18 INCOME TAX-SD141	461.91
994757	0005	A		3RD QTR 18 INCOME TAX-ASSESS	739.78
994757	0006	A		3RD QTR 18 INCOME TAX-ASSESS	(3.25)
994757	0007	A		3RD QTR 18 INCOME TAX-CERT	1,476.17
994757	0008	A		3RD QTR 18 INCOME TAX-CERT	1,096.32
994757	0009	A		3RD QTR 18 INCOME TAX-REFUND	(5,627.57)
994757	0010	A		3RD QTR 18 INCOME TAX-REFUND	(123.28)
994757	0011	B	EX	3RD QTR 18 I ADMIN FEE	(4,166.54)
994757	0012	A		2ND QTR 18 INTEREST EARNED	0.00

RECEIPT TOTAL: 273,602.54

TOTAL FOR DATE: 10/30/2018 278,795.83

Receipt Date: 10/31/2018

122343	0001	F		to transfer funds to title i	15,000.00
--------	------	---	--	------------------------------	-----------

RECEIPT TOTAL: 15,000.00

122344	0001	F		to advance SRS 599 9199	23,897.00
--------	------	---	--	-------------------------	-----------

List of Receipt Items by Date
MONTHLY REVENUE POSTINGS

Receipt Number	Item Number	Stat	Stat2	Description	Amount
----------------	-------------	------	-------	-------------	--------

Receipt Date: 10/31/2018

RECEIPT TOTAL: 23,897.00

994750	0001	A		Student Breakfast	25.90
994750	0002	A		Adult Breakfast	0.00
994750	0003	A		Student Breakfast	0.50
994750	0004	A		Student Lunch Receipts	293.20
994750	0005	A		Student Milk Receipts	1.00
994750	0006	A		Student Alacarte	103.00
994750	0007	A		Adult Alacarte	25.50
994750	0008	A		Received On Account	(93.10)

RECEIPT TOTAL: 356.00

994751	0001	A		Ethan Murphy cash	35.00
--------	------	---	--	-------------------	-------

RECEIPT TOTAL: 35.00

994752	0001	A		2018 Elementary Yearbooks cash	20.00
994752	0002	A		2018 Elementary Yearbooks 1027	20.00

RECEIPT TOTAL: 40.00

994753	0001	A		DC-PTO-Moniqua Skinner Ck 1061	344.89
994753	0002	A		DC-PTO-Cully Canan ck 1061	284.89
994753	0003	A		General AFNR8 fees Brew ck1496	25.00
994753	0004	A		General, Art4 Brewer-Ck 1496	37.50
994753	0005	A		Art1,PS,General-Brewer Ck 1496	52.50
994753	0006	A		Bio,Gen F, P Financ-Wills cash	70.00
994753	0007	A		CC,Comp, Gen F, Art7-Wills cas	75.00

RECEIPT TOTAL: 889.78

994754	0001	A		G FND INTEREST OCTOBER 2018	13,053.01
994754	0002	A		CAFE INTEREST OCTOBER 2018	123.87
994754	0003	A		WADE INTEREST OCTOBER 2018	19.93
994754	0004	A		BEARD INTEREST OCTOBER 2018	85.69
994754	0005	A		ATHLETIC ACCT OCTOBER 2018	0.01
994754	0006	B	EX	First Financial Bank Fee	(15.00)
994754	0007	B	EX	Sharon Fike Medicare 09/30/18	(43.13)

RECEIPT TOTAL: 13,224.38

994755	0001	A		elementary fees 18-19	70.00
994755	0002	A		Art 1 (2018-2019)	40.00
994755	0003	A		Received on Acct-Lunch Payment	2,111.00
994755	0004	A		Physical Science 18-19	30.00

List of Receipt Items by Date
MONTHLY REVENUE POSTINGS

Receipt Number	Item Number	Stat	Stat2	Description	Amount
----------------	-------------	------	-------	-------------	--------

Receipt Date: 10/31/2018

RECEIPT TOTAL: 2,251.00

994756	0001	A		G FND INTEREST OCTOBER 2018	269.16
994756	0002	A		CAFE INTEREST OCTOBER 2018	0.00
994756	0003	A		WADE INTEREST OCTOBER 2018	0.00
994756	0004	A		BEARD INTEREST OCTOBER 2018	0.00
994756	0005	A		ATHLETIC ACCT OCTOBER 2018	0.00

RECEIPT TOTAL: 269.16

994758	0001	A		M Enis work for Pizza/rent	(49.20)
994758	0002	A		bank reduced account 10/18	0.00

RECEIPT TOTAL: (49.20)

994759	0001	B	EX	Internal Transfer athletics	(60.06)
--------	------	---	----	-----------------------------	----------

RECEIPT TOTAL: (60.06)

994760	0001	B	EX	Internal Transfer athletics	60.06
994760	0002	B	EX	correct internal transfer ath	60.06

RECEIPT TOTAL: 120.12

TOTAL FOR DATE: 10/31/2018 55,973.18

TOTAL AMOUNT: 711,390.42

Status Codes

A = Receipt	B = Refund, with check
B/NC = Refund, No check	B/EX = Reduction of expenditure
C = Appropriation modification	C/WA = Budget modification
D = Expense supplies distribution	D/EC = Error correction
F = Fund-to-fund transfer	V = Void refund

DATE: 11/02/2018
TIME: 14:12:15

BRADFORD EXEMPTED VILLAGE SD
SUMMARY CHECK REGISTER - ALL CHECKS

PAGE 1
(CHECKS)

CHECK	DATE	NUMBER	VENDOR - NAME	AMOUNT	O-STS-C	REC/VD
7726	10/01/18	300002	KRUEGER, ALEX	45.00	W R	10/31/18
7727	10/01/18	300045	HARDY, ROBERT	45.00	W R	10/31/18
7728	10/02/18	300046	THOMPSON, MARK	40.00	W R	10/31/18
7729	10/02/18	300047	CROMWELL, PAUL	40.00	W W	
7730	10/02/18	300030	RODDY, SCOTT	40.00	W R	10/31/18
7731	10/02/18	300048	BORGERDING, MARTIN	40.00	W R	10/31/18
7732	10/05/18	300049	MOUSER, ED	65.00	W R	10/31/18
7733	10/05/18	300050	SCHULZ, JOHN	65.00	W R	10/31/18
7734	10/05/18	300051	NORRIS, JERRY	65.00	W R	10/31/18
7735	10/05/18	300052	ZERKLE, BRAD	65.00	W R	10/31/18
7736	10/05/18	300053	LEGG, WES	65.00	W R	10/31/18
7737	10/08/18	300021	BREWER, SCOTT	65.00	W R	10/31/18
7738	10/08/18	300054	LONG, BOYD	65.00	W R	10/31/18
7739	10/16/18	300047	CROMWELL, PAUL	40.00	W W	
7740	10/16/18	300055	SAUNDERS, LARRY	40.00	W R	10/31/18
7741	10/16/18	300035	THAYER, RUSSELL	40.00	W R	10/31/18
7742	10/16/18	300032	WISE, KEVIN	40.00	W R	10/31/18
7743	10/19/18	300056	WINTER, DREW	65.00	W R	10/31/18
7744	10/19/18	300057	GIVAN, STAN	65.00	W R	10/31/18
7745	10/19/18	300058	SLONE, DANIEL	65.00	W R	10/31/18
7746	10/19/18	300059	WEINBERG, EDDIE	65.00	W R	10/31/18
7747	10/19/18	300060	DYER, CARL	65.00	W R	10/31/18
7748	10/31/18	6028	FIRST FINANCIAL BANK	15.00	W W	
7749	10/31/18	1369	GREENVILLE NATIONAL BANK	43.13	W W	
7750	10/31/18	6033	COVINGTON SAVINGS & LOAN	1.93	W W	
21222	10/05/18	5242	AMERICAN FIDELITY ADMIN. SVC	53.75	W R	10/31/18
21223	10/05/18	797	ANDERSON'S	85.97	W R	10/31/18
21224	10/05/18	6022	BACKYARD TEAM APPAREL	387.00	W R	10/31/18
21225	10/05/18	3865	BRADFORD ATHLETIC BOOSTERS	195.00	W R	10/31/18
21226	10/05/18	132	BRADFORD BOARD OF	308.56	W R	10/31/18
21227	10/05/18	3329	BREWER, SALLY	29.70	W R	10/31/18
21228	10/05/18	5150	BRICKER & ECKLER LLP	600.00	W R	10/31/18
21229	10/05/18	5405	BROOKVILLE FLOWER SHOP	34.33	W R	10/31/18
21230	10/05/18	956	BROWN SUPPLY COMPANY	239.75	W R	10/31/18
21231	10/05/18	6044	CINCINNATI LASER RECHARGE	140.00	W R	10/31/18
21232	10/05/18	1412	CLARK'S PIZZA	550.00	W R	10/31/18
21233	10/05/18	487	DARKE CO CENTER FOR THE ARTS	900.00	W R	10/31/18
21234	10/05/18	231	DARKE COUNTY EDUCATIONAL	19,724.01	W R	10/31/18
21235	10/05/18	233	DP&L	7,860.31	W R	10/31/18
21236	10/05/18	1334	BARGER, DEBBIE	386.10	W R	10/31/18
21237	10/05/18	3915	DICKMAN SUPPLY INC	230.21	W R	10/31/18
21238	10/05/18	1480	EATON SUPPLY INC.	109.40	W R	10/31/18
21239	10/05/18	5176	HERSHEY CREAMERY CO.	370.08	W R	10/31/18
21240	10/05/18	320	HOCKER'S SERVICE	218.50	W R	10/31/18
21241	10/05/18	677	JOSTEN'S	655.59	W R	10/31/18
21242	10/05/18	4602	K & K TOURS INC	8,816.00	W R	10/31/18
21243	10/05/18	4040	KATHY'S KRAFT KREATIONS	616.50	W R	10/31/18
21244	10/05/18	3714	LOWE'S	181.45	W R	10/31/18
21245	10/05/18	6026	MATTHEW TRIPLETT	111.87	W R	10/31/18
21246	10/05/18	414	MIAMI VALLEY SCHOOL BUS. OFF	20.00	W R	10/31/18
21247	10/05/18	3785	MILTON-UNION EX VILLAGE SCHO	220.00	W W	
21248	10/05/18	890	OHIO ASSOC OF SECONDARY	275.00	W R	10/31/18
21249	10/05/18	1060	ORIENTAL TRADING CO.	177.03	W R	10/31/18
21250	10/05/18	52	PAPA JOHN'S PIZZA	56.00	W R	10/31/18
21251	10/05/18	471	PATTY'S IGA INC.	31.85	W R	10/31/18
21252	10/05/18	5251	PERFECTION BAKERIES, INC.	293.20	W R	10/31/18

DATE: 11/02/2018
TIME: 14:12:15

BRADFORD EXEMPTED VILLAGE SD
SUMMARY CHECK REGISTER - ALL CHECKS

PAGE 2
(CHECKS)

CHECK	DATE	NUMBER	VENDOR - NAME	AMOUNT	O-STS-C	REC/VD
21253	10/05/18	1819	PIONEER MANUFACTURING CO	307.00	W R	10/31/18
21254	10/05/18	4272	REITER DAIRY OF SPRINGFIELD	1,081.38	W R	10/31/18
21255	10/05/18	4594	SCHOOL SPECIALTY	703.02	W R	10/31/18
21256	10/05/18	5127	SPIRIT MEDICAL TRANSPORT	3,325.00	W R	10/31/18
21257	10/05/18	4599	WOODHULL/FELTZ C/O US BANK	2,150.00	W R	10/31/18
21258	10/05/18	3622	VARTEK SERVICES, INC	6,692.67	W R	10/31/18
21259	10/05/18	593	VILLAGE OF BRADFORD	174.00	W R	10/31/18
21260	10/05/18	4119	W.R. HACKETT INC.	374.60	W R	10/31/18
21261	10/05/18	1779	WAL-MART	121.37	W R	10/31/18
21262	10/10/18	1369	GREENVILLE NATIONAL BANK	1,231.20	W R	10/31/18
21263	10/15/18	237	AIM MEDIA MIDWEST	10.00	W R	10/31/18
21264	10/15/18	5198	ANGLIN, MIKAELA	352.50	W R	10/31/18
21265	10/15/18	4543	AUDITOR OF STATE	1,650.00	W R	10/31/18
21266	10/15/18	6109	AULTMAN PRODUCE	72.00	W R	10/31/18
21267	10/15/18	1812	BRADFORD HIGH SCHOOL	233.00	W R	10/31/18
21268	10/15/18	4434	BRUBAKER, APRIL	250.00	W R	10/31/18
21269	10/15/18	177	BRUKNER NATURE CENTER	390.00	W R	10/31/18
21270	10/15/18	5362	CARDMEMBER SERVICE	2,238.51	W R	10/31/18
21271	10/15/18	4406	COUNCIL ON RURAL SERVICE PRG	4,025.00	W R	10/31/18
21272	10/15/18	5213	CUSTOM INK	305.05	W R	10/31/18
21273	10/15/18	4194	EAST OF CHICAGO PIZZA	360.00	W R	10/31/18
21274	10/15/18	6057	ERATE FUNDING FOR SCHOOL DIS	2,400.00	W R	10/31/18
21275	10/15/18	5243	ERWIN, DUSTINA	175.00	W W	
21276	10/15/18	621	FOLLETT SCHOOL SOLUTIONS, IN	554.93	W R	10/31/18
21277	10/15/18	2664	HAUER'S MUSIC HOUSE, INC.	17,385.10	W R	10/31/18
21278	10/15/18	320	HOCKER'S SERVICE	566.30	W R	10/31/18
21279	10/15/18	4513	GLENCOE/MCGRAW-HILL	25,052.47	W R	10/31/18
21280	10/15/18	5194	MEDCO	11.28	W R	10/31/18
21281	10/15/18	890	OHIO ASSOC OF SECONDARY	275.00	W R	10/31/18
21282	10/15/18	5343	OHIO FFA CAMP MUSKINGUM	429.00	W R	10/31/18
21283	10/15/18	458	OHIO SCHOOL BOARDS ASSOC	885.00	W R	10/31/18
21284	10/15/18	1031	PITNEY BOWES CORP. INC.	405.00	W R	10/31/18
21285	10/15/18	6108	POLYMERSHAPES HOLDINGS INC	120.00	W R	10/31/18
21286	10/15/18	1265	RUMPKE INC.	609.11	W R	10/31/18
21287	10/15/18	5406	SIDNEY FLOWER SHOP	35.00	W R	10/31/18
21288	10/15/18	6107	STANLEY J ROBERTS	200.00	W R	10/31/18
21289	10/15/18	2694	STAPLES CREDIT PLAN	46.37	W R	10/31/18
21290	10/15/18	3643	VECTREN ENERGY DELIVERY	271.63	W R	10/31/18
21291	10/15/18	598	VPP INDUSTRIES INC.	208.02	W R	10/31/18
21292	10/15/18	5012	WILSON MEMORIAL HOSPITAL	100.00	W R	10/31/18
21293	10/26/18	5232	DIRECT ENERGY BUSINESS	499.68	W W	
21294	10/26/18	3599	RESERVE ACCOUNT	1,000.00	W W	
21295	10/26/18	3280	SHELL OIL COMPANY INC.	1,931.00	W R	10/31/18
21296	10/26/18	3675	TIME WARNER CABLE	718.54	W W	
21297	10/30/18	883	SOUTHWESTERN OH. EPC	46,013.36	W W	
21298	10/30/18	3970	AMERICAN FIDELITY ASSURANCE	2,398.29	W W	
21299	10/30/18	4967	AMERICAN FIDELITY ASSURANCE	1,207.28	W W	
21300	10/30/18	6193	TEXAS ROADHOUSE	967.50	W W	
21301	10/30/18	6194	TEXAS ROADHOUSE	1,062.00	W W	
211233	10/12/18	900744	FIFTH THIRD OF	133,326.76	C C	
211234	10/12/18	900744	FIFTH THIRD OF	1,831.11	M M	
211235	10/12/18	900885	School Employees Retirement	368.61	M M	
211236	10/12/18	900885	School Employees Retirement	.00	M M	
211237	10/12/18	900847	STATE TEACHERS RETIREMENT	2,014.29	M M	
211238	10/12/18	900847	STATE TEACHERS RETIREMENT	.00	M M	
211239	10/26/18	900744	FIFTH THIRD OF	133,260.53	C C	

DATE: 11/02/2018
TIME: 14:12:15

BRADFORD EXEMPTED VILLAGE SD
SUMMARY CHECK REGISTER - ALL CHECKS

PAGE 3
(CHECKS)

CHECK	DATE	NUMBER - VENDOR - NAME	AMOUNT	O-STS-C REC/VD
211240	10/26/18	900744 FIFTH THIRD OF	1,830.13	M M
211241	10/26/18	900885 School Employees Retirement	368.61	M M
211242	10/26/18	900885 School Employees Retirement	.00	M M
211243	10/26/18	900847 STATE TEACHERS RETIREMENT	2,014.29	M M
211244	10/26/18	900847 STATE TEACHERS RETIREMENT	.00	M M
901916	10/05/18	900006 GFS MEMO VENDOR	1,832.89	M M
901917	10/11/18	900006 GFS MEMO VENDOR	1,214.03	M M
901918	10/19/18	900006 GFS MEMO VENDOR	1,521.18	M M
901919	10/29/18	900006 GFS MEMO VENDOR	1,258.05	M M
901920	10/31/18	900009 BRADFORD Advances	15,000.00	T T
901921	10/31/18	900009 BRADFORD Advances	23,897.00	T T
VOID	V	0	.00	
RECONCILED	R	90	122,298.67	
OUTSTANDING	W,C,I,T,B	19	359,886.00	
MEMO	M	14	14,253.19	
REFUND	B	0	.00	
WARRANT	W	105	176,700.38	
PAYROLL	C	2	266,587.29	
TRANSFERS	T	2	38,897.00	
DIST/CORR	D	0	.00	
INVESTMENT	I	0	.00	
*** TOTAL CHECKS WRITTEN ***		123	496,437.86	

FINANCIAL REPORT BY FUND (With Fund totals)

BRADFORD EXEMPTED VILLAGE SD

MDECA CREATED (FINJOU)

***** ** FUND 001 ** *****	BEGINNING BALANCE	MTD RECEIPTS	FYTD RECEIPTS	MTD EXPENDITURES	FYTD EXPENDITURES	AVAILABLE BALANCE	TOTAL ENCUMBERED	TOTAL UNENCUMBERED BALANCE
0000 GENERAL FUND	\$5,760,751.40	718,868.65	2,634,513.53	495,890.54	2,112,480.62	\$6,482,784.31	\$1,063,738.00	\$5,419,046.31
9000 GENERAL	\$5,151.82	.00	.00	.00	.00	\$5,151.82	\$.00	\$5,151.82
9002 SED BUS PURCHASE SET-ASIDES DARKE CO	\$31,156.92	.00	.00	.00	.00	\$31,156.92	\$.00	\$31,156.92
9003 MK BUS PURCHASE SET-ASIDES - DARKE CO	\$66,502.99	.00	.00	.00	.00	\$66,502.99	\$.00	\$66,502.99
9045 GENERAL	\$33,094.47	.00	2,433.66	.00	.00	\$35,528.13	\$.00	\$35,528.13
9118 GENERAL FUND EXPENDITURE FOR LITERACY GRANT	\$.00	.00	.00	.00	5,723.94	\$5,723.94-	\$.00	\$5,723.94-
9119 STRIVING READERS GRANT	\$.00	.00	.00	6,772.84	10,646.74	\$10,646.74-	\$.00	\$10,646.74-
9121 TEXTBOOK AND INSTRUCTIONAL MATERIALS SET-ASID	\$109,538.73	.00	.00	25,061.70	26,756.01	\$82,782.72	\$1,264.51	\$81,518.21
9122 CAPITAL MAINTENANCE SET-ASIDES	\$270,594.99-	.00	.00	208.02	180,267.43	\$430,862.42-	\$2,468.27	\$433,330.69-
9125 Cafeteria Plan Refunds	\$651.98	.00	.00	.00	.00	\$651.98	\$.00	\$651.98
9194 GENERAL FUND - STATE BUS PURCHASE ALLOWANCE	\$4,229.48	.00	.00	.00	.00	\$4,229.48	\$.00	\$4,229.48
9195 GENERAL FUND - PARITY	\$116,690.81	.00	.00	.00	.00	\$116,690.81	\$.00	\$116,690.81
9215 BOOSTER CLUB MONEY FOR FOOD ACTIVITIES	\$.00	324.06	1,225.97	102.53	1,328.50	\$102.53-	\$1,471.88	\$1,574.41-
9221 TRANSPORTATION USING VAN	\$.00	.00	.00	.00	.00	\$.00	\$375.00	\$375.00-
9222 GENERAL	\$230.83	.00	13.25	.00	.00	\$244.08	\$.00	\$244.08
9318 PETTY CASH ACCOUNTS	\$.00	.00	.00	.00	100.00	\$100.00-	\$.00	\$100.00-
9320 GENERAL	\$30.00	.00	.00	.00	.00	\$30.00	\$.00	\$30.00
9412 GENERAL STATE SETASIDE	\$113,345.65	.00	.00	.00	.00	\$113,345.65	\$.00	\$113,345.65
9718 GENERAL	\$30,364.46-	.00	.00	.00	32,299.40	\$62,663.86-	\$953.83	\$63,617.69-

BRADFORD EXEMPTED VILLAGE SD FINANCIAL REPORT BY FUND (With fund totals)

MDECA CREATED (FINJOU)

BEGINNING BALANCE	MTD RECEIPTS	FYTD RECEIPTS	MTD EXPENDITURES	FYTD EXPENDITURES	AVAILABLE BALANCE	TOTAL ENCUMBERED	TOTAL UNENCUMBERED BALANCE
TOT 001: \$5,940,415.63	719,192.71	2,838,186.41	528,035.63	2,348,602.64	\$6,428,999.40	\$1,070,271.49	\$5,358,727.91

** FUND 002	*****						
0000 BOND RETIREMENT 4.12 MILLS BOND REG/BLDG 2020							
\$146,680.65	81.25	39,379.25	.00	700.03	\$185,359.87	\$104,901.56	\$80,458.31
9020 BOND RETIREMENT .58 MILLS BOND SITE 2020							
\$24,209.00	11.26	5,456.07	.00	50.27	\$29,614.80	\$14,985.94	\$14,628.86
TOT 002: \$170,889.65	92.51	44,835.32	.00	750.30	\$214,974.67	\$119,887.50	\$95,087.17

** FUND 003	*****						
0000 PERMANENT IMPROVEMENT FUND							
\$441,263.90	.00	.00	.00	.00	\$441,263.90	\$.00	\$441,263.90
TOT 003: \$441,263.90	.00	.00	.00	.00	\$441,263.90	\$.00	\$441,263.90

** FUND 006	*****						
0000 LUNCHROOM/FOOD SERVICE							
\$91,719.10	27,574.67	48,891.57	19,390.79	73,948.52	\$66,662.15	\$14,661.12	\$52,031.03
9318 PETTY CASH ACCOUNTS							
\$.00	.00	.00	.00	80.00	\$80.00-	\$.00	\$80.00-

FINANCIAL REPORT BY FUND (with fund totals)

BRADFORD EXEMPTED VILLAGE SD

MDECA CREATED (FINJOU)

	BEGINNING BALANCE	MTD RECEIPTS	FYTD RECEIPTS	MTD EXPENDITURES	FYTD EXPENDITURES	AVAILABLE BALANCE	TOTAL ENCUMBERED	TOTAL UNENCUMB BALANCE
TOT 006:	\$91,719.10	27,574.67	48,891.57	19,390.79	74,028.52	\$66,582.15	\$14,631.12	\$51,951.03
=====								

** FUND 007 **								

9000 UNCLAIMED FUNDS	\$489.73	.00	.00	.00	.00	\$489.73	\$.00	\$489.73
9900 BRADFORD FIRE & RESCUE SCHOLARSHIP	\$500.00-	.00	.00	.00	.00	\$500.00-	\$.00	\$500.00-
9901 CREIGLOW SCHOLARSHIP FUND	\$1,000.00	.00	.00	.00	250.00	\$750.00	\$250.00	\$500.00
9902 BLESSED DIRECTION INC. SCHOLARSHIP	\$5,500.00	.00	.00	.00	500.00	\$5,000.00	\$4,000.00	\$1,000.00
9903 MAX WEAVER SCHOLARSHIP FUND	\$500.00	.00	.00	.00	.00	\$500.00	\$.00	\$500.00
9904 CLASS OF 1957 SCHOLARSHIP FUND	\$.00	.00	.00	.00	.00	\$.00	\$.00	\$.00
9905 MISC SCHOLARSHIP DONATIONS	\$3,250.00-	.00	.00	.00	.00	\$3,250.00-	\$.00	\$3,250.00-
9906 COVINGTON EAGLES SCHOLARSHIP FUND	\$3,774.62	.00	.00	.00	.00	\$3,774.62	\$750.00	\$3,024.62
9907 PEPSI AND COCA-COLA SCHOLARSHIP FUNDS	\$2,500.00	.00	.00	.00	.00	\$2,500.00	\$.00	\$2,500.00
9908 RICHARD "DICK" HARMON SCHOLARSHIP FUND	\$25,500.00	.00	.00	.00	.00	\$25,500.00	\$.00	\$25,500.00
9909 VERNON LINDENMAN LINEMAN SCHOLARSHIP	\$1,000.00	.00	.00	.00	.00	\$1,000.00	\$.00	\$1,000.00
9910 AAA SCHOLARSHIP FUND	\$.00	.00	.00	.00	.00	\$.00	\$.00	\$.00
9911 RAY FRUITT SCHOLARSHIP FUND	\$.00	.00	.00	.00	.00	\$.00	\$.00	\$.00
9912 HAROLD MARKER SCHOLARSHIP FUND	\$2,000.00	2,000.00	2,000.00	.00	.00	\$4,000.00	\$2,000.00	\$2,000.00
9994 BRADFORD EDUCATION ASSN. SCHOLARSHIP FUND	\$.00	.00	.00	.00	.00	\$.00	\$.00	\$.00
9996 PRODUCTION PAINT FINISHERS GRANT/SPECIAL TRUS	\$4,007.99-	.00	.00	.00	.00	\$4,007.99-	\$500.00	\$4,507.99-

FINANCIAL REPORT BY FUND (With fund totals)

BRADFORD EXEMPTED VILLAGE SD

MDECA CREATED (FINJOU)

	BEGINNING BALANCE	MTD RECEIPTS	FYTD RECEIPTS	MTD EXPENDITURES	FYTD EXPENDITURES	AVAILABLE BALANCE	TOTAL ENCUMBERED	TOTAL UNENCUMB BALANCE
TOT 007:	\$34,506.36	2,000.00	2,000.00	.00	750.00	\$35,756.36	\$7,500.00	\$28,256.36
=====								

** FUND 008 **								

0000 MADE KINDERGARTEN			74.51	.00	.00	\$10,371.33	\$.00	\$10,371.33
9202 BEARD ENDOWMENT	\$10,296.82	19.93	320.41	.00	.00	\$44,598.83	\$1,000.00	\$43,598.83
	\$44,278.42	85.69						
TOT 008:	\$54,575.24	105.62	394.92	.00	.00	\$54,970.16	\$1,000.00	\$53,970.16
=====								

** FUND 010 **								

0000 CLASSROOM FACILITIES			.00	.00	.00	\$.00	\$.00	\$.00
	\$.00		.00	.00	.00	\$.00	\$.00	\$.00
TOT 010:	\$.00	.00	.00	.00	.00	\$.00	\$.00	\$.00
=====								

** FUND 018 **								

9110 PRINCIPAL FUND - ELEMENTARY			2,077.19	926.93	3,118.77	\$14,292.61	\$2,578.90	\$11,713.71
	\$15,334.19	1,189.05						
9111 ELEMENTARY PRINCIPAL SIGN FUND			.00	.00	.00	\$.00	\$.00	\$.00
9112 ELEMENTARY PRINCIPAL ALL ABOARD			.00	.00	.00	\$.00	\$.00	\$.00
	\$.00	.00	.00	.00	.00	\$.00	\$.00	\$.00
9113 ELEMENTARY PRINCIPAL -BOX TOPS			.00	.00	301.93	\$12,914.35	\$870.00	\$12,044.35
	\$13,216.28							

FINANCIAL REPORT BY FUND (With Fund totals)

BRADFORD EXEMPTED VILLAGE SD

MDECA CREATED (FINJOU)

BEGINNING BALANCE	MTD RECEIPTS	FYTD RECEIPTS	MTD EXPENDITURES	FYTD EXPENDITURES	AVAILABLE BALANCE	TOTAL ENCUMBERED	TOTAL UNENCUMBERED BALANCE
9130 HIGH SCHOOL PRINCIPAL FUND	137.75	835.61	525.00	858.75	\$2,574.06	\$566.25	\$2,007.81
\$2,597.20							
9131 HIGH SCHOOL PRINCIPAL (AFTER PROM) FUND	.00	.00	.00	.00	\$250.00	\$0.00	\$250.00
\$250.00							
9222 HIGH SCHOOL PRINCIPAL FUND LIBRARY	.00	.00	.00	.00	\$2,188.00	\$0.00	\$2,188.00
\$2,188.00							
TOT 018:	1,326.80	2,912.80	1,451.93	4,279.45	\$32,219.02	\$4,015.15	\$28,203.87

** FUND 019 **

0000 OTHER GRANT

9001 SHOPA KIDS IN NEED FOUNDATION GRANT	.00	2.85	.00	.00	\$2.85	\$0.00	\$2.85
.00							
9002 MIAMI COUNTY FOUNDATION -HS MUSIC DEPARTMENT	.35	.00	.00	.00	\$0.35	\$0.00	\$0.35
.00							
9003 MIAMI COUNTY FOUNDATION-FEELING GOOD MILE HIG	.00	.00	.00	.00	\$0.00	\$0.00	\$0.00
.00							
9004 RADIO & TEL NEWS DIRECTORS FOUND MEDIA TECH	\$1.84	.00	.00	.00	\$1.84	\$0.00	\$1.84
.00							
9005 ECO GARDEN GRANT MIAMI COUNTY PARK DISTRICT	\$174.02	.00	.00	.00	\$174.02	\$0.00	\$174.02
\$500.00							
9006 ECO GARDEN GRANT- TROY FOUNDATION	.00	.00	.00	.00	\$500.00	\$0.00	\$500.00
.00							
9007 REED - VALEDICTORIAN/MEMORIAL	\$0.00	.00	.00	.00	\$0.00	\$0.00	\$0.00
\$309.58							
9008 MIAMI COUNTY FOUNDATION ECO GARDEN GRANT	.00	.00	.00	.00	\$309.58	\$0.00	\$309.58
.00							
9009 ELEMENTARY ART - TROY FOUNDATION	\$3.75	.00	.00	.00	\$3.75	\$0.00	\$3.75
\$12.91							
9011 MIAMI COUNTY FOUNDATION ALL ABOARD PROGRAM	\$12.91	.00	.00	.00	\$12.91	\$0.00	\$12.91
\$102.22							
9012 MAC GRANT	\$102.22	.00	.00	.00	\$102.22	\$0.00	\$102.22
\$1,093.18							
9013 ALL-ABOARD- OTHER GRANT	.00	.00	.00	.00	\$1,093.18	\$0.00	\$1,093.18
.00							
9014 TROY FOUNDATION SUMMER ART CAMP	\$0.00	.00	.00	.00	\$0.00	\$0.00	\$0.00
.00							
9015 MIAMI COUNTY FOUNDATION ELEMENTARY GRANT	\$0.00	.00	.00	.00	\$0.00	\$0.00	\$0.00
\$20.25							

FINANCIAL REPORT BY FUND (With fund totals)

BRADFORD EXEMPTED VILLAGE SD

MDECA CREATED (FINJOU)

BEGINNING BALANCE	MTD RECEIPTS	FYTD RECEIPTS	MTD EXPENDITURES	FYTD EXPENDITURES	AVAILABLE BALANCE	TOTAL ENCUMBERED	TOTAL UNENCUMBERED BALANCE
9016 PTO-ELEMENTARY TECHNOLOGY GRANT	\$0.00	.00	.00	.00	\$0.00	\$0.00	\$0.00
9017 EAGLES-COVINGTON DONATION	\$5,927.64	.00	.00	.00	\$5,927.64	\$0.00	\$5,927.64
9018 MIAMI COUNTY FOUNDATION-ART DISCOVERY CAMP	\$512.62	.00	.00	.00	\$512.62	\$0.00	\$512.62
9019 MIAMI COUNTY FOUNDATION FALL/ELE HEALTH	\$0.00	.00	.00	.00	\$0.00	\$0.00	\$0.00
9020 MIAMI COUNTY FOUNDATION MEDIA CENTER GRANT	\$0.00	.00	.00	.00	\$0.00	\$0.00	\$0.00
9021 TROY FOUNDATION FIELD TRIP GRANT	\$0.00	.00	.00	.00	\$0.00	\$0.00	\$0.00
9022 MISCELLANEOUS FIELD TRIP GRANTS	\$758.76	.00	.00	.00	\$758.76	\$0.00	\$758.76
9023 VIVIAN RUSSELL KINDERGARTEN FUND	\$57.87	.00	.00	.00	\$57.87	\$0.00	\$57.87
9024 ANNA BIER ART GRANT	\$593.99	400.00	.00	.00	\$993.99	\$92.90	\$901.09
9025 COMMUNITY BLOOD CENTER GRANT	\$0.00	.00	.00	.00	\$0.00	\$0.00	\$0.00
9026 BELIEVE IN OHIO GRANT	\$67.65	.00	.00	.00	\$67.65	\$0.00	\$67.65
9027 TRI-COUNTY BOARD OF REC AND MENTAL HEALTH GRA	\$0.00	.00	.00	.00	\$0.00	\$0.00	\$0.00
9131 MIAMI COUNTY FOUNDATION SEMI-ANNUAL GRANT	\$1,560.54	.00	.00	.00	\$1,560.54	\$0.00	\$1,560.54
9132 OTHER GRANT RENAISSANCE	\$0.00	.00	.00	.00	\$0.00	\$0.00	\$0.00
9181 MIAMI COUNTY PARKS - GIZMOS GRANT	\$2,200.00	.00	.00	.00	\$5.00	\$0.00	\$5.00
9182 Miami County Parks-7th Growth Mindsets	\$1,750.00	.00	.00	.00	\$0.00	\$0.00	\$0.00
9191 MIAMI CO FOUNDATION-PHONES/RADIOS	\$0.00	.00	.00	.00	\$0.00	\$0.00	\$0.00
9192 MIAMI CO FOUNDATION-FRENCH HORNS	\$0.00	.00	.00	.00	\$0.00	\$0.00	\$0.00
9193 MIAMI CO FOUNDATION-CAMERAS	\$0.00	.00	.00	.00	\$0.00	\$0.00	\$0.00
9222 OTHER GRANT LIBRARY	\$10.00	.00	.00	.00	\$10.00	\$0.00	\$10.00
9230 OTHER GRANT	\$150.00	.00	.00	.00	\$150.00	\$0.00	\$150.00
9410 GRANT FROM DARKE COUNTY FOUNDATION	\$0.00	1,100.00	.00	.00	\$1,100.00	\$0.00	\$1,100.00
9517 OTHER GRANT	\$6,400.00	.00	.00	.00	\$6,400.00	\$0.00	\$6,400.00

FINANCIAL REPORT BY FUND (with fund totals)

BRADFORD EXEMPTED VILLAGE SD

MDECA CREATED (FINJOU)

BEGINNING BALANCE	MTD RECEIPTS	FYTD RECEIPTS	MTD EXPENDITURES	FYTD EXPENDITURES	AVAILABLE BALANCE	TOTAL ENCUMBERED	TOTAL UNENCUMB BALANCE
\$22,207.17	400.00	1,502.85	.00	3,945.00	\$19,765.02	\$92.90	\$19,672.12
=====							

** FUND 020 **							

9889 EARLY CHILDHOOD/PRE-SCHOOL	.00	.00	.00	.00	\$.00	\$.00	\$.00
\$.00							
\$.00	.00	.00	.00	.00	\$.00	\$.00	\$.00
=====							

** FUND 022 **							

0000 OHSAA TOURNAMENT ACCOUNTS	.00	.00	.00	.00	\$399.54	\$.00	\$399.54
9718 DISTRICT AGENCY	.00	.00	.00	.00	\$1,039.96	\$.00	\$1,039.96
\$1,039.96							
\$1,439.50	.00	.00	.00	.00	\$1,439.50	\$.00	\$1,439.50
=====							

** FUND 034 **							

0000 CLASSROOM FACILITY MAINTENANCE		8,516.15	.00	143.17	\$448,697.61	\$.00	\$448,697.61
\$440,324.63	17.48						
9045 MAINTENANCE FUND DELINQUENCIES	.00	42.53	.00	.00	\$638.54	\$.00	\$638.54
\$596.01							

FINANCIAL REPORT BY FUND (With Fund totals)

BRADFORD EXEMPTED VILLAGE SD

MDECA CREATED (FINJOU)

	BEGINNING BALANCE	MTD RECEIPTS	FYTD RECEIPTS	MTD EXPENDITURES	FYTD EXPENDITURES	AVAILABLE BALANCE	TOTAL ENCUMBERED	TOTAL UNENCUMB BALANCE
TOT 034:	\$440,920.64	17.48	8,558.68	.00	143.17	\$449,336.15	\$.00	\$449,336.15
=====								

** FUND 200 **								

9000 MULTIPLE DISABILITIES CLASS	\$2,499.44							
9003 CLASS OF 2003	94.00		94.00	.00	.00	\$2,593.44	\$226.00	\$2,367.44
9004 CLASS OF 2004	\$.00	.00	.00	.00	.00	\$.00	\$.00	\$.00
9005 CLASS OF 2005	\$.00	.00	.00	.00	.00	\$.00	\$.00	\$.00
9006 CLASS OF 2006	\$.00	.00	.00	.00	.00	\$.00	\$.00	\$.00
9007 CLASS OF 2007	\$.00	.00	.00	.00	.00	\$.00	\$.00	\$.00
9008 CLASS OF 2008	\$.00	.00	.00	.00	.00	\$.00	\$.00	\$.00
9009 CLASS OF 2009	\$.00	.00	.00	.00	.00	\$.00	\$.00	\$.00
9010 CLASS OF 2010	\$.00	.00	.00	.00	.00	\$.00	\$.00	\$.00
9011 CLASS OF 2011	\$.00	.00	.00	.00	.00	\$.00	\$.00	\$.00
9012 CLASS OF 2012	\$.00	.00	.00	.00	.00	\$.00	\$.00	\$.00
9013 CLASS OF 2013	\$.00	.00	.00	.00	.00	\$.00	\$.00	\$.00
9014 CLASS OF 2014	\$.00	.00	.00	.00	.00	\$.00	\$.00	\$.00
9015 CLASS OF 2015	\$.00	.00	.00	.00	.00	\$.00	\$.00	\$.00
9016 CLASS OF 2016	\$.00	.00	.00	.00	.00	\$.00	\$.00	\$.00
9017 CLASS OF 2017	\$.00	.00	.00	.00	.00	\$.00	\$.00	\$.00
9018 CLASS OF 2018	\$308.56	.00	.00	308.56	308.56	\$.00	\$.00	\$.00
9019 CLASS OF 2019	\$1,617.34	1,120.00	1,839.00	1,521.71	1,596.71	\$1,859.63	\$306.45	\$1,553.18

MDECA CREATED (FINJOU)

BEGINNING BALANCE	MTD RECEIPTS	FYTD RECEIPTS	MTD EXPENDITURES	FYTD EXPENDITURES	AVAILABLE BALANCE	TOTAL ENCUMBERED	TOTAL UNENCUMBER BALANCE
9020 CLASS OF 2020							
\$1,018.15	.00	240.00	260.00	260.00	\$998.15	\$280.00	\$718.15
9021 Class of 2021	.00	.00	.00	.00	\$1,402.05	\$.00	\$1,402.05
9022 CLASS OF 2022							
\$.00	.00	.00	.00	.00	\$.00	\$.00	\$.00
9117 HIGH SCHOOL ENVIRONMENTAL CLUB							
\$.00	.00	.00	.00	.00	\$.00	\$.00	\$.00
9119 POWER OF THE PEN							
\$280.00	.00	.00	.00	.00	\$280.00	\$.00	\$280.00
9128 SPANISH CLUB							
\$28.73	150.00	410.00	.00	.00	\$438.73	\$225.00	\$213.73
9130 MUSE MACHINE							
\$2,001.22	.00	.00	.00	.00	\$2,001.22	\$.00	\$2,001.22
9131 DRAMA CLUB							
\$6,099.49	.00	.00	.00	.00	\$6,099.49	\$.00	\$6,099.49
9132 RENAISSANCE							
\$.00	.00	.00	.00	.00	\$.00	\$.00	\$.00
9133 GLEE CLUB							
\$368.65	.00	.00	.00	.00	\$368.65	\$.00	\$368.65
9320 HIGH SCHOOL FAMILY & CONSUMER SCIENCE							
\$.00	.00	.00	.00	.00	\$.00	\$.00	\$.00
9330 FUTURE FARMERS OF AMERICA							
\$4,751.01	2,927.00	4,583.50	1,412.77	2,870.61	\$6,463.90	\$5,184.44	\$3,279.46
9400 HIGH SCHOOL MUSIC DEPARTMENT							
\$571.12	.00	.00	.00	.00	\$571.12	\$.00	\$571.12
9500 JUNIOR HIGH CHEERLEADERS							
\$.00	.00	.00	.00	.00	\$.00	\$.00	\$.00
9501 POWER LIFTING CLUB							
\$.00	.00	.00	.00	.00	\$.00	\$.00	\$.00
9553 HIGH SCHOOL CHEERLEADERS							
\$.00	.00	.00	.00	.00	\$.00	\$.00	\$.00
9610 ELEMENTARY STUDENT COUNCIL							
\$648.32	.00	.00	.00	.00	\$648.32	\$.00	\$648.32
9630 HIGH SCHOOL STUDENT COUNCIL							
\$1,179.06	3,115.00	3,115.00	2,029.50	2,029.50	\$2,264.56	\$230.00	\$2,034.56
9680 YEARBOOK							
\$6,529.26	1,010.00	3,100.00	655.59	655.59	\$8,973.67	\$1,699.41	\$7,274.26
9690 SCHOOL NEWSPAPER							
\$.00	.00	.00	.00	.00	\$.00	\$.00	\$.00
9710 NATIONAL HONOR SOCIETY							
\$321.27-	.00	.00	.00	.00	\$321.27-	\$.00	\$321.27-

FINANCIAL REPORT BY FUND (with fund totals)

BRADFORD EXEMPTED VILLAGE SD

MDECA CREATED (FINJOU)

BEGINNING BALANCE	MTD RECEIPTS	FYTD RECEIPTS	MTD EXPENDITURES	FYTD EXPENDITURES	AVAILABLE BALANCE	TOTAL ENCUMBERED	TOTAL UNENCUMBER BALANCE
TOT 200:	\$28,981.13	8,416.00	13,381.50	6,188.13	7,720.97	\$34,641.66	\$28,490.36

** FUND 300 **							

9001 HIGH SCHOOL ART	\$721.58	.00	.00	.00	\$721.58	\$.00	\$721.58
9002 WASHINGTON DC TRIP - 8TH GRADE	\$8,441.78	1,929.80	8,975.05	8,816.00	\$8,600.83	\$.00	\$8,600.83
9004 MEDIA-TECH CLASS	\$5.57	.00	.00	.00	\$5.57	\$.00	\$5.57
9190 ROADER BALLOONS	\$.00	.00	.00	.00	\$.00	\$.00	\$.00
9500 ATHLETIC DIRECTOR	\$13,973.18	4,992.01	58,575.70	1,522.28	\$52,336.14	\$30,663.00	\$21,673.14
9501 ATHLETIC DIRECTOR FSN	\$750.00	.00	.00	.00	\$750.00	\$.00	\$750.00
9511 BASEBALL	\$.00	.00	.00	.00	\$.00	\$.00	\$.00
9512 BOYS BASKETBALL	\$.00	.00	.00	.00	\$.00	\$.00	\$.00
9532 GIRLS BASKETBALL	\$.00	.00	.00	.00	\$.00	\$.00	\$.00
9534 SOFTBALL	\$.00	.00	.00	.00	\$.00	\$.00	\$.00
TOT 300:	\$23,692.11	6,921.81	67,550.75	10,338.28	29,028.74	\$62,414.12	\$31,751.12

** FUND 416 **							

9205 STUDENT INTERVENTION 9-10 GRADE PROF DEVELOP	\$.00	.00	.00	.00	\$.00	\$.00	\$.00
9906 STUDENT INTERVENTION GRADE 9-10 PROF DEVELOP	\$.00	.00	.00	.00	\$.00	\$.00	\$.00

MDECA CREATED (FINJOU)

BEGINNING BALANCE	MTD RECEIPTS	FYTD RECEIPTS	MTD EXPENDITURES	FYTD EXPENDITURES	AVAILABLE BALANCE	TOTAL ENCUMBERED	TOTAL UNENCUMBER BALANCE
TOT 416: \$.00	.00	.00	.00	.00	\$.00	\$.00	\$.00
=====							

** FUND 432 **							

9006 EMIS FY 2006	.00	.00	.00	.00	\$.00	\$.00	\$.00
9204 MANAGE. INFO. SYS. FUND	.00	.00	.00	.00	\$.00	\$.00	\$.00
9205 MANGED INFO SYSTEM STATE FY 2005	.00	.00	.00	.00	\$.00	\$.00	\$.00
9206 MANAGE. INFO. SYS. FUND	.00	.00	.00	.00	\$.00	\$.00	\$.00
9207 MANAGEMENT INFO SYSTEMS FY2007	.00	.00	.00	.00	\$.00	\$.00	\$.00
9208 EMIS FY2008	.00	.00	.00	.00	\$.00	\$.00	\$.00
9209 EMIS FY2009	.00	.00	.00	.00	\$.00	\$.00	\$.00
9210 EMIS FY2010	.00	.00	.00	.00	\$.00	\$.00	\$.00
9211 EMIS FY2011	.00	.00	.00	.00	\$.00	\$.00	\$.00
9212 EMIS FY2012	.00	.00	.00	.00	\$.00	\$.00	\$.00
TOT 432: \$.00	.00	.00	.00	.00	\$.00	\$.00	\$.00
=====							

** FUND 450 **							

9204 SCHOOLNET PLUS GRADE 7 FY 2004	.00	.00	.00	.00	\$.00	\$.00	\$.00
9206 SCHOOLNET PLUS FY 2006 ROUND #8	.00	.00	.00	.00	\$.00	\$.00	\$.00
9207 SCHOOLNET PLUS FY2007	.00	.00	.00	.00	\$.00	\$.00	\$.00

MDECA CREATED (FINJOU)

BEGINNING BALANCE	MTD RECEIPTS	FYTD RECEIPTS	MTD EXPENDITURES	FYTD EXPENDITURES	AVAILABLE BALANCE	TOTAL ENCUMBERED	TOTAL UNENCUMB BALANCE
9905 SCHOOLNET PLUS ROUND 5	.00	.00	.00	.00	\$.00	\$.00	\$.00
TOT 450:	.00	.00	.00	.00	\$.00	\$.00	\$.00
=====							

** FUND 451 **							

9204 ONEnet FY 2004	.00	.00	.00	.00	\$.00	\$.00	\$.00
9205 DATA COMM ONEnet FY 2005	.00	.00	.00	.00	\$.00	\$.00	\$.00
9206 DATA COMM	.00	.00	.00	.00	\$.00	\$.00	\$.00
9207 DATA COMM FY2007	.00	.00	.00	.00	\$.00	\$.00	\$.00
9208 DATA COMM FY2008	.00	.00	.00	.00	\$.00	\$.00	\$.00
9209 DATA COMM FY2009	.00	.00	.00	.00	\$.00	\$.00	\$.00
9210 DATA COMM FY2010	.00	.00	.00	.00	\$.00	\$.00	\$.00
9211 DATA COMM FY2011	.00	.00	.00	.00	\$.00	\$.00	\$.00
9212 DATA COMM FY2012	.00	.00	.00	.00	\$.00	\$.00	\$.00
9213 DATA COMM FY2013	.00	.00	.00	.00	\$.00	\$.00	\$.00
9214 DATA COMM FY14	.00	.00	.00	.00	\$.00	\$.00	\$.00
9215 FY15 DATA COMM	.00	.00	.00	.00	\$.00	\$.00	\$.00
9216 FY16 DATA COMMUNICATIONS	.00	.00	.00	.00	\$.00	\$.00	\$.00
9217 FY17 DATA COMMUNICATIONS	.00	.00	.00	.00	\$.00	\$.00	\$.00
9218 FY18 DATA COMMUNICATIONS	.00	.00	.00	.00	\$.00	\$.00	\$.00
9219 FY19 DATA COMMUNICATIONS	.00	.00	.00	.00	\$.00	\$.00	\$.00
TOT 450:	1,800.00	1,800.00	.00	.00	\$1,800.00	\$.00	\$1,800.00

MDECA CREATED (FINJOU)

(Agrees to OCT FINJOU)	BEGINNING	MTD	FYTD	MTD	FYTD	AVAILABLE	TOTAL	TOTAL
(prior to posting interest)	RECEIPTS	RECEIPTS	RECEIPTS	EXPENDITURES	EXPENDITURES	BALANCE	ENCUMBERED	UNENCUMBERED
								BALANCE
	\$0.00	1,800.00	1,800.00	.00	.00	\$1,800.00	\$0.00	\$1,800.00

** FUND 452 **								

9204 SCHOOLNET PROF DEV FY 2004	.00	.00	.00	.00	.00	\$0.00	\$0.00	\$0.00
9205 SCHOOLNET PROF DEV FY 2005	.00	.00	.00	.00	.00	\$0.00	\$0.00	\$0.00
9206 SCHOOLNET PROF DEV FY 2006	.00	.00	.00	.00	.00	\$0.00	\$0.00	\$0.00
9207 SCHOOLNET PROF DEV FY2007	.00	.00	.00	.00	.00	\$0.00	\$0.00	\$0.00
9208 SCHOOLNET PROF DEV FY2008	.00	.00	.00	.00	.00	\$0.00	\$0.00	\$0.00
9209 SCHOOLNET PROF DEV FY2009	.00	.00	.00	.00	.00	\$0.00	\$0.00	\$0.00
9210 SCHOOLNET PROF DEV FY2010	.00	.00	.00	.00	.00	\$0.00	\$0.00	\$0.00
TOT 452:	.00	1,800.00	1,800.00	.00	.00	\$1,800.00	\$0.00	\$1,800.00

** FUND 454 **								

9202 TECH EQUITY FY 2002	.00	.00	.00	.00	.00	\$0.00	\$0.00	\$0.00
9203 TECH EQUITY FY03	.00	.00	.00	.00	.00	\$0.00	\$0.00	\$0.00
TOT 454:	.00	.00	.00	.00	.00	\$0.00	\$0.00	\$0.00

FINANCIAL REPORT BY FUND (With fund totals)

BRADFORD EXEMPTED VILLAGE SD

MDECA CREATED (FINJOU)

	BEGINNING BALANCE	MTD RECEIPTS	FYTD RECEIPTS	MTD EXPENDITURES	FYTD EXPENDITURES	AVAILABLE BALANCE	TOTAL ENCUMBERED	TOTAL UNENCUMBERED BALANCE
TOT 459:	\$.00	.00	.00	.00	.00	\$.00	\$.00	\$.00
=====								

** FUND 460 **								

9204 STUDENT INTERVENTION GRADES 9-10 FY 05	\$.00	.00	.00	.00	.00	\$.00	\$.00	\$.00
9205 STUDENT INTERVENTION GRADES 1-4 FY 2005	\$.00	.00	.00	.00	.00	\$.00	\$.00	\$.00
TOT 460:	\$.00	.00	.00	.00	.00	\$.00	\$.00	\$.00
=====								

** FUND 499 **								

9207 FY2007 GIFTED SUPPLEMENTAL FUNDS	\$.00	.00	.00	.00	.00	\$.00	\$.00	\$.00
9208 GIFTED SUPPLEMENTAL FUNDS FY2008	\$.00	.00	.00	.00	.00	\$.00	\$.00	\$.00
9209 GIFTED SUPPLEMENTAL FUNDS FY2009	\$.00	.00	.00	.00	.00	\$.00	\$.00	\$.00
9210 SAFE ROUTES TO SCHOOL GRANT FY2010	\$.00	.00	.00	.00	.00	\$.00	\$.00	\$.00
9211 MISC. STATE GRANT SCHOOL IMPR INCENT AWARD	\$.00	.00	.00	.00	.00	\$.00	\$.00	\$.00
9214 OSFC SAFETY AND SECURITY GRANT	\$.00	.00	.00	.00	.00	\$.00	\$.00	\$.00
9718 MISC. STATE GRANT	\$.00	.00	147.50	.00	147.50	\$.00	\$.00	\$.00
9819 Ohio School Safety Grants	\$.00	2,570.75	2,570.75	.00	.00	\$2,570.75	\$.00	\$2,570.75
9907 OHIO CORE IMPLEMENTATION GRANT	\$.00	.00	.00	.00	.00	\$.00	\$.00	\$.00
9909 ADVANCED ENERGY GRANT - OHIO DEPT OF DEVELOPM	\$.00	.00	.00	.00	.00	\$.00	\$.00	\$.00

MDECA CREATED (FINJOU)

	BEGINNING BALANCE	MTD RECEIPTS	FYTD RECEIPTS	MTD EXPENDITURES	FYTD EXPENDITURES	AVAILABLE BALANCE	TOTAL ENCUMBERED	TOTAL UNENCUMBER BALANCE
TOT 499:	\$.00	2,570.75	2,718.25	.00	147.50	\$2,570.75	\$.00	\$2,570.75
=====								

** FUND 504 **								

0000 ED JOBS FUND	\$.00	.00	.00	.00	.00	\$.00	\$.00	\$.00
TOT 504:	\$.00	.00	.00	.00	.00	\$.00	\$.00	\$.00
=====								

** FUND 506 **								

0000 RACE TO THE TOP FEDERAL FUNDS	\$.00	.00	.00	.00	.00	\$.00	\$.00	\$.00
TOT 506:	\$.00	.00	.00	.00	.00	\$.00	\$.00	\$.00
=====								

** FUND 516 **								

0000 IDEA PART B	\$.00	.00	.00	.00	.00	\$.00	\$.00	\$.00
9017 IDEA PART B	\$.00	.00	.00	.00	.00	\$.00	\$.00	\$.00
9018 IDEA PART B	\$.00	.00	.00	.00	.00	\$.00	\$.00	\$.00
9206 IDEA PART B FY 2006	\$.00	.00	.00	.00	.00	\$.00	\$.00	\$.00
9207 IDEA PART B FY2007 (FLOW-THRU)	\$.00	.00	.00	.00	.00	\$.00	\$.00	\$.00

FINANCIAL REPORT BY FUND (With fund totals)

BRADFORD EXEMPTED VILLAGE SD

MDECA CREATED (FINJOU)

BEGINNING BALANCE	MTD RECEIPTS	FYTD RECEIPTS	MTD EXPENDITURES	FYTD EXPENDITURES	AVAILABLE BALANCE	TOTAL ENCUMBERED	TOTAL UNENCUMB BALANCE
9208 IDEA B SPECIAL ED FY2008 FLOW THRU	.00	.00	.00	.00	\$.00	\$.00	\$.00
9209 IDEA B SPECIAL ED FY2009 FLOWTHRU	.00	.00	.00	.00	\$.00	\$.00	\$.00
9210 IDEA B SPECIAL ED FY2010	.00	.00	.00	.00	\$.00	\$.00	\$.00
9211 IDEA B SPECIAL ED FY2011	.00	.00	.00	.00	\$.00	\$.00	\$.00
9212 IDEA B SPECIAL ED FY2012	.00	.00	.00	.00	\$.00	\$.00	\$.00
9213 IDEA B SPECIAL ED FY2013	.00	.00	.00	.00	\$.00	\$.00	\$.00
9214 IDEA B SPECIAL ED FY2014	.00	.00	.00	.00	\$.00	\$.00	\$.00
9215 IDEA B SPECIAL ED FY2015	.00	.00	.00	.00	\$.00	\$.00	\$.00
9216 IDEA B SPECIAL ED FY2016	.00	.00	.00	.00	\$.00	\$.00	\$.00
9217 IDEA B SPECIAL ED FY2017	.00	.00	.00	.00	\$.00	\$.00	\$.00
932N SPECIAL ED - AGRA STIMULUS	.00	.00	.00	.00	\$.00	\$.00	\$.00
932O SPECIAL ED - AGRA STIMULUS	.00	.00	.00	.00	\$.00	\$.00	\$.00
9718 IDEA PART B	.00	.00	.00	.00	\$.00	\$.00	\$.00
9819 TITLE 68 GRANT FOR 2018-2019	.00	.00	.00	.00	\$.00	\$.00	\$.00
TOT 516:	.00	.00	.00	.00	\$.00	\$.00	\$.00

** FUND 532 **

932N STATE FISCAL STABILIZATION FUND (SFSF) STIMUL
\$.00
932O STATE FISCAL STABILIZATION FUND (SFSF) STIMUL
\$.00

MDECA CREATED (FINJOU)

	BEGINNING BALANCE	MTD RECEIPTS	FYTD RECEIPTS	MTD EXPENDITURES	FYTD EXPENDITURES	AVAILABLE BALANCE	TOTAL ENCUMBERED	TOTAL UNENCUMB BALANCE
TOT 532:	\$.00	.00	336.90	.00	.00	\$.00	\$.00	\$.00
=====								

** FUND 533 **								

9210 TITLE II-TECH FY2010	.00	.00	.00	.00	.00	\$.00	\$.00	\$.00
9211 TITLE II-TECH FY2011	.00	.00	.00	.00	.00	\$.00	\$.00	\$.00
9212 TITLE II-D TECH FY2012	.00	.00	.00	.00	.00	\$.00	\$.00	\$.00
TOT 533:	\$.00	.00	.00	.00	.00	\$.00	\$.00	\$.00
=====								

** FUND 572 **								

0000 TITLE I	\$148.94	.00	336.90	.00	.00	\$485.84	\$.00	\$485.84
9203 TITLE I FY 2003	.00	.00	.00	.00	.00	\$.00	\$.00	\$.00
9204 TITLE I FY 2004	.00	.00	.00	.00	.00	\$.00	\$.00	\$.00
9205 TITLE I FY 2005	.00	.00	.00	.00	.00	\$.00	\$.00	\$.00
9206 TITLE I FY 2006	.00	.00	.00	.00	.00	\$.00	\$.00	\$.00
9207 TITLE I FY2007	.00	.00	.00	.00	.00	\$.00	\$.00	\$.00
9208 TITLE I DISADVANTAGED YOUTH FY2008	.00	.00	.00	.00	.00	\$.00	\$.00	\$.00
9209 TITLE I DISADVANTAGED YOUTH FY2009	.00	.00	.00	.00	.00	\$.00	\$.00	\$.00
9210 TITLE I DISADVANTAGED YOUTH FY2010	.00	.00	.00	.00	.00	\$.00	\$.00	\$.00
9211 TITLE I DISADVANTAGED YOUTH FY2011	.00	.00	.00	.00	.00	\$.00	\$.00	\$.00

FINANCIAL REPORT BY FUND (with fund totals)

BRADFORD EXEMPTED VILLAGE SD

MDECA CREATED (FINJOU)

BEGINNING BALANCE	MTD RECEIPTS	FYTD RECEIPTS	MTD EXPENDITURES	FYTD EXPENDITURES	AVAILABLE BALANCE	TOTAL ENCUMBERED	TOTAL UNENCUMBERED BALANCE
9212 TITLE I DISADVANTAGES YOUTH FY2012	.00	.00	.00	.00	.00	.00	.00
9213 TITLE I DISADVANTAGES YOUTH FY2013	.00	.00	.00	.00	.00	.00	.00
9214 TITLE I DISADVANTAGED YOUTH FY2014	.00	.00	.00	.00	.00	.00	.00
9215 TITLE I DISADVANTAGED YOUTH FY2015	.00	.00	.00	.00	.00	.00	.00
9216 TITLE I DISADVANTAGE YOUTH FY16	.00	.00	.00	.00	.00	.00	.00
9217 TITLE I DISADVANTAGED YOUTH FY17	.00	.00	.00	.00	.00	.00	.00
9218 TITLE I DISADVANTAGED YOUTH FY18	.00	.00	.00	.00	.00	.00	.00
9220 TITLE I STIMULUS FY2010	.00	.00	.00	.00	.00	.00	.00
9220 TITLE I STIMULUS FY2011	.00	.00	.00	.00	.00	.00	.00
9218 TITLE I DISADVANTAGES YOUTH FY18	.00	.00	.00	.00	.00	.00	.00
9819 TITLE ONE 2018-2019 SCHOOL YEAR	45,000.00	13,444.66	31,867.34	13,132.66	\$13,132.66	\$0.00	\$13,132.66
TOT 572:	15,000.00	45,336.90	13,444.66	31,867.34	\$13,618.50	\$0.00	\$13,618.50

** FUND 573 **

9005 TITLE V FY 04 CARRYOVER

9204 TITLE V FY 2004

9205 TITLE V FY 2005

9206 TITLE V FY 2006

9207 TITLE V FY2007

9208 TITLE V FY2008

9209 TITLE V FY2009

9209 TITLE V FY2009

9209 TITLE V FY2009

9209 TITLE V FY2009

9209 TITLE V FY2009

9209 TITLE V FY2009

9209 TITLE V FY2009

9209 TITLE V FY2009

9209 TITLE V FY2009

9209 TITLE V FY2009

9209 TITLE V FY2009

9209 TITLE V FY2009

9209 TITLE V FY2009

9209 TITLE V FY2009

9209 TITLE V FY2009

9209 TITLE V FY2009

9209 TITLE V FY2009

9209 TITLE V FY2009

9209 TITLE V FY2009

9209 TITLE V FY2009

9209 TITLE V FY2009

9209 TITLE V FY2009

9209 TITLE V FY2009

MDECA CREATED (FINJOU)

	BEGINNING BALANCE	MTD RECEIPTS	FYTD RECEIPTS	MTD EXPENDITURES	FYTD EXPENDITURES	AVAILABLE BALANCE	TOTAL ENCUMBERED	TOTAL UNENCUMB BALANCE
TOT 573:	\$.00	.00	.00	.00	.00	\$.00	\$.00	\$.00
=====								

** FUND 584 **								

9005 DRUG FREE GRANT FY 2004 CARRYOVER	\$.00	.00	.00	.00	.00	\$.00	\$.00	\$.00
9204 TITLE IV-A SAFE AND DRUG FREE SCHOOLS FY 2004	\$.00	.00	.00	.00	.00	\$.00	\$.00	\$.00
9205 DRUG FREE GRANT FY 2005	\$.00	.00	.00	.00	.00	\$.00	\$.00	\$.00
9206 DRUG FREE GRANT FY 2006	\$.00	.00	.00	.00	.00	\$.00	\$.00	\$.00
9207 SAFE AND DRUG FREE GRANT FY2007	\$.00	.00	.00	.00	.00	\$.00	\$.00	\$.00
9208 SAFE AND DRUG FREE FY2008	\$.00	.00	.00	.00	.00	\$.00	\$.00	\$.00
9209 SAFE AND DRUG FREE FY2009	\$.00	.00	.00	.00	.00	\$.00	\$.00	\$.00
9210 SAFE AND DRUG FREE FY2010	\$.00	.00	.00	.00	.00	\$.00	\$.00	\$.00
TOT 584:	\$.00	.00	.00	.00	.00	\$.00	\$.00	\$.00
=====								

** FUND 587 **

9017 PRESCHOOL MONIES	\$.00	.00	.00	.00	.00	\$.00	\$.00	\$.00
9018 PRESCHOOL MONIES	\$.00	.00	.00	.00	.00	\$.00	\$.00	\$.00
9206 IDEA FY 2006 DK CO FLOW-THRU	\$.00	.00	.00	.00	.00	\$.00	\$.00	\$.00
9207 IDEA PRESCHOOL FY2007 (FLOW-THRU)	\$.00	.00	.00	.00	.00	\$.00	\$.00	\$.00
9208 IDEA PRESCHOOL SPEC ED FY2008 FLOW THRU	\$.00	.00	.00	.00	.00	\$.00	\$.00	\$.00

FINANCIAL REPORT BY FUND (with fund totals)

BRADFORD EXEMPTED VILLAGE SD

MDECA CREATED (FINJOU)

BEGINNING BALANCE	MTD RECEIPTS	FYTD RECEIPTS	MTD EXPENDITURES	FYTD EXPENDITURES	AVAILABLE BALANCE	TOTAL ENCUMBERED	TOTAL UNENCUMB BALANCE
9209 IDEA PRESCHOOL SPEC ED FY2009 FLOWTHRU	.00	.00	.00	.00	\$.00	\$.00	\$.00
9210 IDEA PRESCHOOL SPEC ED FY2010	.00	.00	.00	.00	\$.00	\$.00	\$.00
9211 IDEA PRESCHOOL SPEC ED FY2011	.00	.00	.00	.00	\$.00	\$.00	\$.00
9212 IDEA PRESCHOOL SPEC ED FY2012	.00	.00	.00	.00	\$.00	\$.00	\$.00
9213 IDEA PRESCHOOL SPEC ED FY2013	.00	.00	.00	.00	\$.00	\$.00	\$.00
9214 IDEA PRESCHOOL SPEC ED FY2013	.00	.00	.00	.00	\$.00	\$.00	\$.00
9215 IDEA PRESCHOOL SPEC ED FY2015	.00	.00	.00	.00	\$.00	\$.00	\$.00
9216 IDEA PRESCHOOL SPEC ED FY2016	.00	.00	.00	.00	\$.00	\$.00	\$.00
9217 IDEA PRESCHOOL SPEC ED FY2017	.00	.00	.00	.00	\$.00	\$.00	\$.00
932N IDEA B FY2010 STIMULUS	.00	.00	.00	.00	\$.00	\$.00	\$.00
932O IDEA B FY2011 STIMULUS	.00	.00	.00	.00	\$.00	\$.00	\$.00
9718 IDEA	.00	.00	.00	.00	\$.00	\$.00	\$.00
9819 PRESCHOOL GRANT FOR 2018-2019	.00	.00	.00	.00	\$.00	\$.00	\$.00
TOT 587:	.00	.00	.00	.00	\$.00	\$.00	\$.00

** FUND 590 **							

9005 IMPROVING TCHR QUALITY (FY 04 Carryover) FY05	.00	.00	.00	.00	\$.00	\$.00	\$.00
9014 IMPROVING TEACHER QUALITY FY14	.00	.00	.00	.00	\$.00	\$.00	\$.00
9203 TITLE II-A FY 2003 IMPROVING TEACHER QUALITY	.00	.00	.00	.00	\$.00	\$.00	\$.00
9204 IMPROVING TEACHER QUALITY FY 2004	.00	.00	.00	.00	\$.00	\$.00	\$.00
9205 IMPROVING TCHR QUALITY FY 2005	.00	.00	.00	.00	\$.00	\$.00	\$.00

FINANCIAL REPORT BY FUND (With fund totals)

BRADFORD EXEMPTED VILLAGE SD

MDECA CREATED (FINJOU)

BEGINNING BALANCE	MTD RECEIPTS	FYTD RECEIPTS	MTD EXPENDITURES	FYTD EXPENDITURES	AVAILABLE BALANCE	TOTAL ENCUMBERED	TOTAL UNENCUMB BALANCE
9206 IMPROVING TCHR QUALITY FY 2006	.00	.00	.00	.00	\$.00	\$.00	\$.00
9207 IMPROVING TEACHER QUALITY FY2007	.00	.00	.00	.00	\$.00	\$.00	\$.00
9208 IMPROVING TEACHER QUALITY FY2008	.00	.00	.00	.00	\$.00	\$.00	\$.00
9209 IMPROVING TEACHER QUALITY FY2009	.00	.00	.00	.00	\$.00	\$.00	\$.00
9210 IMPROVING TEACHER QUALITY FY2010	.00	.00	.00	.00	\$.00	\$.00	\$.00
9211 IMPROVING TEACHER QUALITY FY2011	.00	.00	.00	.00	\$.00	\$.00	\$.00
9212 IMPROVING TEACHER QUALITY FY2012	.00	.00	.00	.00	\$.00	\$.00	\$.00
9213 IMPROVING TEACHER QUALITY FY2013	.00	.00	.00	.00	\$.00	\$.00	\$.00
9214 IMPROVING TEACHER QUALITY FY2014	.00	.00	.00	.00	\$.00	\$.00	\$.00
9215 IMPROVING TEACHER QUALITY FY2015	.00	.00	.00	.00	\$.00	\$.00	\$.00
9216 IMPROVING TEACHER QUALITY FY2016	.00	.00	.00	.00	\$.00	\$.00	\$.00
9217 IMPROVING TEACHER QUALITY FY2017	.00	.00	.00	.00	\$.00	\$.00	\$.00
9218 IMPROVING TEACHER QUALITY FY18	.00	.00	.00	.00	\$.00	\$.00	\$.00
9718 IMPROVING TEACHER QUALITY FY2018	.00	.00	.00	.00	\$.00	\$.00	\$.00
9819 TITLE IIA FOR THE 2018-2019 SCHOOL YEAR	.00	.00	.00	.00	\$.00	\$.00	\$.00
TOT 590:	.00	.00	.00	.00	\$.00	\$.00	\$.00

** FUND 599 **							

0000 OTHER MISC FEDERAL GRANTS	.00	35.58	.00	.00	\$51.31	\$.00	\$51.31
9001 FEMA MISC FEDERAL GRANT	.00	.00	.00	.00	\$.00	\$.00	\$.00
9002 Assistive Technology Infusion Project Rd#2	.00	.00	.00	.00	\$.00	\$.00	\$.00

FINANCIAL REPORT BY FUND (With Fund Totals)

BRADFORD EXEMPTED VILLAGE SD

MDECA CREATED (FINJOU)

BEGINNING BALANCE	MTD RECEIPTS	FYTD RECEIPTS	MTD EXPENDITURES	FYTD EXPENDITURES	AVAILABLE BALANCE	TOTAL ENCUMBERED	TOTAL UNENCUMBER BALANCE
9003 ASSISTIVE TECH INFUSION PROJECT Rd#3							
9004 ATIP ROUND #4	.00	.00	.00	.00	\$0.00	\$0.00	\$0.00
9006 NATIONAL ARCHERY IN SCHOOLS PROGRAM	.00	.00	.00	.00	\$0.00	\$0.00	\$0.00
9118 MISC. FED. GRANT	.00	.00	.00	.00	\$0.00	\$0.00	\$0.00
9119 MISC. FED. GRANT	57,339.81	65,061.15	57,378.08	65,132.75	\$71,600.00	\$12,900.00	\$84,500.00
9199 GRANT SMALL RURAL SCHOOL GRANTS	.00	.00	.00	294.41	\$294,410.00	\$0.00	\$294,410.00
9203 TITLE II-D TECHNOLOGY	\$0.00	23,897.00	17,969.10	17,969.10	\$5,927.90	\$5,927.90	\$0.00
9204 TITLE II-D FY 2004 TECHNOLOGY	\$0.00	.00	.00	.00	\$0.00	\$0.00	\$0.00
9205 TITLE II-D FY 2005	\$0.00	.00	.00	.00	\$0.00	\$0.00	\$0.00
9206 TITLE II-D FY 2006	\$0.00	.00	.00	.00	\$0.00	\$0.00	\$0.00
9207 TITLE II-D FY2007	\$0.00	.00	.00	.00	\$0.00	\$0.00	\$0.00
9208 TITLE II-D FY2008	\$0.00	.00	.00	.00	\$0.00	\$0.00	\$0.00
9209 TITLE II-D FY2009	\$0.00	.00	.00	.00	\$0.00	\$0.00	\$0.00
9210 TITLE II-D FY2010	\$0.00	.00	.00	.00	\$0.00	\$0.00	\$0.00
9718 MISC. FED. GRANT	\$0.00	.00	.00	.00	\$0.00	\$0.00	\$0.00
9819 TITLE IV FOR THE 2018-2019 SCHOOL YEAR	\$0.00	8,116.00	.00	8,116.00	\$0.00	\$0.00	\$0.00
9905 REAP FEDERAL GRANT FY 2005	\$0.00	.00	.00	.00	\$0.00	\$0.00	\$0.00
9907 REAP GRANT 2006 (FY2007)	\$0.00	.00	.00	.00	\$0.00	\$0.00	\$0.00
9908 REAP 2007 (FY2008) FEDERAL GRANT	\$0.00	.00	.00	.00	\$0.00	\$0.00	\$0.00
9909 REAP FY2009 FEDERAL GRANT	\$0.00	.00	.00	.00	\$0.00	\$0.00	\$0.00
9910 REAP FY2010	\$0.00	.00	.00	.00	\$0.00	\$0.00	\$0.00
9911 REAP FY2011	\$0.00	.00	.00	.00	\$0.00	\$0.00	\$0.00
9912 REAP FY2012	\$0.00	.00	.00	.00	\$0.00	\$0.00	\$0.00
9913 REAP FY2013	\$0.00	.00	.00	.00	\$0.00	\$0.00	\$0.00

FINANCIAL REPORT BY FUND (With fund totals)

BRADFORD EXEMPTED VILLAGE SD

MDECA CREATED (FINJOU)

	BEGINNING BALANCE	MTD RECEIPTS	FYTD RECEIPTS	MTD EXPENDITURES	FYTD EXPENDITURES	AVAILABLE BALANCE	TOTAL ENCUMBERED	TOTAL UNENCUMBERED BALANCE
9914 REAP FY2014	\$.00	.00	.00	.00	.00	\$.00	\$.00	\$.00
9915 REAP FY2105	\$.00	.00	.00	.00	.00	\$.00	\$.00	\$.00
9916 REAP FY2016	\$.00	.00	.00	.00	.00	\$.00	\$.00	\$.00
9917 REAP FY2017	\$2,535.00	.00	.00	.00	2,535.00	\$.00	\$.00	\$.00
9918 REAP FY2018	\$12,973.50	2,494.00	13,858.50	.00	2,484.00	\$24,348.00	\$2,500.00	\$21,848.00
TOT 599:	\$15,524.23	89,730.81	110,968.23	75,347.18	96,531.26	\$29,961.20	\$8,440.80	\$21,520.40

GRAND TOTALS: \$7,300,069.27 869,149.16 3,189,038.18 654,196.60 2,598,794.89 \$7,890,312.56 \$1,262,653.26 \$6,627,659.30

BRADFORD EXEMPTED VILLAGE SD
 APPROPRIATION COMPLIANCE VERIFICATION
 Based On Expendable Amount
 Summary Report By Fund

FUND	DESCRIPTION	BEGIN CASH	REVSUM TOTAL	APPSUM TOTAL	CASH+REVS-APPS	ACTUAL FYTD RECEIPT
Total Fund 001	GENERAL	5,940,415.63	7,052,477.00	7,741,421.46	5,251,471.17	2,836,186.41
Total Fund 002	BOND RETIREMENT	170,889.65	104,127.00	124,237.29	150,779.36	44,835.32
Total Fund 003	PERMANENT IMPROVEMENT	441,263.90	0.00	20,000.00	421,263.90	0.00
Total Fund 006	FOOD SERVICE	91,719.10	251,130.00	282,872.74	60,176.36	48,891.57
Total Fund 007	SPECIAL TRUST	34,506.36	5,500.00	15,750.00	24,256.36	2,000.00
Total Fund 008	ENDOWMENT	54,575.24	980.00	3,000.00	52,555.24	394.92
Total Fund 010	CLASSROOM FACILITIES	0.00	0.00	0.00	0.00	0.00
Total Fund 018	PUBLIC SCHOOL SUPPORT	33,585.67	13,977.00	26,348.84	21,213.83	2,912.80
Total Fund 019	OTHER GRANT	22,207.17	14,440.00	8,569.65	28,077.52	1,502.85
Total Fund 020	SPECIAL ENTERPRISE FUND	0.00	0.00	0.00	0.00	0.00
Total Fund 022	DISTRICT AGENCY	1,439.50	4,825.00	3,785.00	2,479.50	0.00
Total Fund 034	CLASSROOM FACILITIES MAINT.	440,920.64	44,911.00	35,555.00	450,476.64	8,568.68
Total Fund 200	STUDENT MANAGED ACTIVITY	28,981.13	42,823.00	39,747.51	32,056.62	13,381.50
Total Fund 300	DISTRICT MANAGED ACTIVITY	23,892.11	128,361.00	138,214.79	14,038.32	67,550.75
Total Fund 416	TEACHER DEVELOPMENT	0.00	0.00	0.00	0.00	0.00
Total Fund 432	MANAGEMENT INFORMATION SYSTEM	0.00	0.00	0.00	0.00	0.00
Total Fund 450	SCHOOLNET EQUIP/INFRASTRUCTURE	0.00	0.00	0.00	0.00	0.00
Total Fund 451	DATA COMMUNICATION FUND	0.00	3,600.00	3,600.00	0.00	1,800.00
Total Fund 452	SCHOOLNET PROFESS. DEVELOPMENT	0.00	0.00	0.00	0.00	0.00
Total Fund 454	* Invalid fund per the blue book	0.00	0.00	0.00	0.00	0.00
Total Fund 458	* Invalid fund per the blue book	0.00	0.00	0.00	0.00	0.00
Total Fund 459	OHIO READS	0.00	0.00	0.00	0.00	0.00
Total Fund 460	SUMMER INTERVENTION	0.00	0.00	0.00	0.00	0.00
Total Fund 499	MISCELLANEOUS STATE GRANT FUND	0.00	0.00	0.00	0.00	0.00
Total Fund 504	* Invalid fund per the blue book	0.00	0.00	0.00	0.00	2,718.25
Total Fund 506	RACE TO THE TOP	0.00	0.00	0.00	0.00	0.00
Total Fund 516	IDEA PART B GRANTS	0.00	105,121.58	0.00	105,121.58	0.00
Total Fund 532	* Invalid fund per the blue book	0.00	0.00	0.00	0.00	0.00
Total Fund 533	TITLE II D - TECHNOLOGY	0.00	0.00	0.00	0.00	0.00
Total Fund 572	TITLE I DISADVANTAGED CHILDREN	148.94	133,623.92	133,623.92	148.94	45,336.90
Total Fund 573	TITLE V INNOVATIVE EDUC PGM	0.00	0.00	0.00	0.00	0.00
Total Fund 584	DRUG FREE SCHOOL GRANT FUND	0.00	0.00	0.00	0.00	0.00
Total Fund 587	IDEA PRESCHOOL-HANDICAPPED	0.00	776.71	0.00	776.71	0.00
Total Fund 590	IMPROVING TEACHER QUALITY	0.00	18,120.09	18,120.09	0.00	0.00
Total Fund 599	MISCELLANEOUS FED. GRANT FUND	15,524.23	189,515.32	109,841.61	95,197.94	110,968.23

Grand Totals: 7,300,069.27 8,114,308.62 8,704,287.90 6,710,089.99 3,189,038.18

DATE: 11/02/18

TIME: 14:21

BALANCE CHECK REPORT

BRADFORD EXEMPTED VILLAGE SD

PAGE 1

(BALCHK)

ALL FUNDS

CASH ACCOUNTS	654,196.60	APPROP ACCOUNTS	654,196.60
MONTH TO DATE EXPENDITURES			
BUDGET ACCOUNTS	654,196.60		

CASH ACCOUNTS	6,683,573.17	APPROP ACCOUNTS	6,683,573.17
YEAR TO DATE EXPENDITURES			
BUDGET ACCOUNTS	6,683,573.17		

CASH ACCOUNTS	2,598,794.89	APPROP ACCOUNTS	2,598,794.89
FISCAL YR TO DATE EXPENDITURES			
BUDGET ACCOUNTS	2,598,794.89		

CASH ACCOUNTS	489,801.80	APPROP ACCOUNTS	489,801.80
PROJECT YR TO DATE EXPENDITURES			
BUDGET ACCOUNTS	489,801.80		

CASH ACCOUNTS	869,149.16		
MONTH TO DATE REVENUE			
REVENUE ACCOUNTS	869,149.16		

CASH ACCOUNTS	7,578,935.75		
YEAR TO DATE REVENUE			
REVENUE ACCOUNTS	7,578,935.75		

CASH ACCOUNTS	3,189,038.18		
FISCAL YR TO DATE REVENUE			
REVENUE ACCOUNTS	3,189,038.18		

CASH ACCOUNTS	486,956.20		
PROJECT YR TO DATE REVENUE			
REVENUE ACCOUNTS	486,956.20		

DATE: 11/02/18

TIME: 14:21

BALANCE CHECK REPORT

BRADFORD EXEMPTED VILLAGE SD

PAGE 2

(BALCHK)

ALL FUNDS

OPEN P. O. FILE	APPROP ACCOUNTS	1,262,653.26	
	BUDGET ACCOUNTS	1,262,653.26	
CURRENT ENCUMBRANCES			
	APPROP ACCOUNTS		1,262,653.26
	BUDGET ACCOUNTS		
MONTH TO DATE TRANSFERS			
	APPROP ACCOUNTS	38,897.00	
	BUDGET ACCOUNTS	38,897.00	
YEAR TO DATE TRANSFERS			
	APPROP ACCOUNTS	427,627.00	
	BUDGET ACCOUNTS	427,627.00	
FISCAL YTD TRANSFERS			
	APPROP ACCOUNTS	119,695.50	
	BUDGET ACCOUNTS	119,695.50	
	REVENUE ACCOUNTS		119,695.50
	REVENUE ACCOUNTS		427,627.00
	REVENUE ACCOUNTS		38,897.00
	REVENUE ACCOUNTS		1,262,653.26

Date: 11/02/18
Time: 2:22 pm

Fiscal Year-to-Date Transfer and Advance Summary by Fund/SCC

Page: 1
(TRANADV)

BRADFORD EXEMPTED VILLAGE SD

Fund Description	Fund Number	Transfers-In (Receipt Code 51xx)	Transfers-Out (Function Code 72xx)	Variance (Transfers-In less Transfers-Out)	Advances-In (Receipt Code 52xx)	Advances-Out (Function Code 74xx)	Variance (Advances-In less Advances-Out)
GENERAL FUND	001				\$ 10,798.50	\$ 108,897.00	\$ 98,098.50-
ATHLETIC DIRECTOR	300				\$ 40,000.00	\$	\$ 40,000.00
MISC. STATE GRANT	499				\$	\$ 147.50	\$ 147.50-
TITLE ONE 2018-2019 SCHOOL YEA	572				\$ 45,000.00	\$	\$ 45,000.00
GRANT SMALL RURAL SCHOOL GRANT	599				\$ 23,897.00	\$	\$ 23,897.00
MISC. FED. GRANT	599				\$	\$ 8,116.00	\$ 8,116.00-
REAP FY2017	599				\$	\$ 2,595.00	\$ 2,595.00-
Grand Total:					\$ 119,695.50	\$ 119,695.50	

Date: 11/02/18

N E G A T I V E B U D G E T R E P O R T
Processing Month: October 2018
BRADFORD EXEMPTED VILLAGE SD

Page: 1
(NEGBUD)

Obj	Sec	Subjct	Op	Il	Job	Account Description	FYTD Budget	MTD Expended	FYTD Expended	Current Encumbered	Unencumbered Balance
Fund: 001 Func: 2590											
001	2590						6,000.00	4,166.54	9,592.09	.00	3,592.09-
849	0000	000	00	00	000	GENERAL OTHER FISCAL OTHER DU					
001	7410						.00	38,897.00	108,897.00	.00	108,897.00-
921	0000	0000000	000	00	000	ADVANCES OUT					
** Fund 001 Scc 0000 Totals							6,000.00	43,063.54	118,489.09	.00	112,489.09-
499 7420											
922	9718	0000000	000	00	000	MISCELLANEOUS STATE GRANT FOR	.00	.00	147.50	.00	147.50-
** Fund 499 Scc 9718 Totals							.00	.00	147.50	.00	147.50-
599 7420											
922	9718	0000000	000	00	000	TITLE IV GRANT 2018	.00	.00	8,116.00	.00	8,116.00-
** Fund 599 Scc 9718 Totals							.00	.00	8,116.00	.00	8,116.00-
599 7420											
922	9917	0000000	000	00	000	MISC. FED. GRANT REPAYMENT RE	.00	.00	2,535.00	.00	2,535.00-
** Fund 599 Scc 9917 Totals							.00	.00	2,535.00	.00	2,535.00-
Grand Total All Funds							6,000.00	43,063.54	129,287.59	.00	123,287.59-